



**CATALOGUE**

**THE REAL PERFORMANCE CLUTCH**





Xtreme Clutch produces industry leading performance clutch components and accessories for markets across the globe. As the performance division of Australian Clutch Services, Xtreme Clutch has access to the latest technical equipment at ACS's head office in Wingfield, South Australia. Designing and developing performance clutch kits in-house, Xtreme Clutch offers exceptional quality standards and provides a wide variety of performance solutions for hundreds of vehicles. Whether it is for a daily driven street vehicle or a purpose built track car, Xtreme Clutch is **your performance clutch and flywheel specialist**.



Australian Clutch Services is an Australian owned and operated company, renowned for being the market leader in the supply of new clutch components and systems throughout Australasia. Australian Clutch Services have been operating for over 25 years and are based in the industrial hub of Wingfield, South Australia. ACS have expanded to include a total of 10 warehouses, with 8 based in Australia and 2 servicing the European market from Poland and the UK. With a wide variety of brands, Australian Clutch Services can provide OE quality standard replacement clutch components for automotive, commercial, agricultural, industrial and marine equipment and vehicles as well as for performance applications and off-road vehicles.



### Quality Commitment

Xtreme Clutch's commitment to quality and technical knowledge ensures a well presented and quality finished product. Technical information is continually updated and managed by an online database. Every clutch is individually tested and catalogued, giving Xtreme Clutch the edge in product knowledge.

*Our mission is to provide the highest Quality, Innovation & Service to our customers in Australia and around the world*

The following catalogue is a guide only. Whilst we aim to ensure that all information is correct, Xtreme Clutch does not guarantee that all information is up-to-date. This includes, but is not limited to, part numbers, flywheel weights, torque ratings and technical specifications. An online version of the catalogue can be found on [www.xtremeclutch.com](http://www.xtremeclutch.com) which may provide a more up-to-date version of currently available information. For more information, please contact Xtreme Clutch on +61 8 8300 5000 or [sales@xtremeclutch.com.au](mailto:sales@xtremeclutch.com.au)



## INDEX

1	Brand overview	50	Motorsport clutch kits
2	Contact & social media	51 - 60	184mm Clutch listings & information
3	Race proven results	61 - 68	200mm Rigid clutch listings & information
4	Research & development, SFI testing & approval	69 - 74	200mm Sprung clutch listings & information
5 - 6	Part number system	75 - 94	230mm Ceramic / Carbon Clutch listings & information
7 - 8	Choosing your clutch kit	95 - 102	230mm Organic clutch listings & information
9 - 22	Complete vehicle listings	103 - 105	250mm Kits
24	Performance upgrade kits	106 - 112	270mm Clutch listings & information
25 - 32	Stage 1 Clutch kits	113 - 114	Single plate performance upgrade flywheels
33 - 34	Stage 1X Clutch kits	115 - 118	Clutch actuation
35 - 40	Stage 2 Clutch kits	119 - 120	Xtreme clutch accessories
41 - 46	Stage 2R Clutch kits	121 - 124	Xtreme bellhousings
47 - 49	Stage 3 Clutch kits		Custom work & gearbox drawings

## CONTACT

### PHONE



Australia: 1800-CLUTCH (258824)  
International: +61 8 8300 5000

### EMAIL



[sales@xtremeclutch.com.au](mailto:sales@xtremeclutch.com.au)  
[sales@australianclutch.com.au](mailto:sales@australianclutch.com.au)

### WEB



[www.xtremeclutch.com.au](http://www.xtremeclutch.com.au)

### FAX



Sales: +61 8 8300 5050  
Admin: +61 8 8300 5055

### HEAD OFFICE & MAIL



1 Hakkinen Road  
Wingfield 5013  
South Australia

## SOCIAL MEDIA

For live and up to date news on our latest products, sponsored-drivers and event updates, please "like" the Xtreme Clutch Facebook Page, follow us on Twitter or subscribe to our exclusive YouTube Channel.



[facebook.com/XtremeClutch](https://facebook.com/XtremeClutch)



[twitter.com/Xtreme\\_Clutch](https://twitter.com/Xtreme_Clutch)



[youtube.com/user/OfficialXtremeClutch](https://youtube.com/user/OfficialXtremeClutch)

Xtreme Clutch has a long history supplying performance clutch kits and accessories to some of Australia's and Europe's top drift, time attack, circuit and rally teams. With an unwavering attention to quality and performance, Xtreme Clutch performance kits are trusted by teams and drivers around the world.

## MATT LONGHURST - NISSAN R34 GTR

Matt Longhurst has developed this incredible time attack R34 GTR for competition throughout Australia. The car, which utilises a quad plate ceramic 184mm kit from Xtreme Clutch, produces over 1030 HP from a heavily modified 2.8L RB26DETT. To handle all that power, the car runs a Albins ST-6-R32 6 speed sequential gear box and has a comprehensive aerodynamics package to improve downforce.



## DANIEL SMITH - MITSUBISHI EVOLUTION VII

Daniel Smith is a South Australian driver who has built this amazing Mitsubishi Evolution VII for hillclimbing, time attack and sport sedan circuit racing. The car still retains its 4WD system but develops over 530hp at the wheels from a heavily modified 4G63 running on E85. The Evo runs a 184mm triple plate ceramic clutch from Xtreme Clutch. The clutch offers exceptional engine response and torque capacity, making it ideal for circuit racing.




## BEAU "THE SHOW" YATES - TOYOTA 86

Beau Yates is a household name in drifting. Winning the drift Australia series in 2006 and since then competing in the Tectaloy drift challenge and the ADGP series. The 700hp Toyota 86 runs a 230mm twin plate ceramic clutch kit with a chromoly flywheel. The kit uses an Xtreme conversion slave cylinder for its operation with a Swedish-built Tractive gearbox fitted to cope with the upgraded horsepower and torque.



# RESEARCH & DEVELOPMENT

### PRODUCT TESTING



Xtreme Clutch has a range of testing equipment used to assist in building and checking the operation of products, including an in-house comprehensive testing machine, which analyses clamping force / application effort and pressure plate lift.

### COMPUTER AIDED DESIGN



Our engineering team design, modify and check components for their structural integrity and fitment specifications using the latest Computer Aided Design (CAD) software.

### R&D Area



Our unique in-house R&D department and testing facilities include a large fleet of test vehicles, as well as a fitted out mechanical workshop area. Xtreme Clutch is able to utilise these facilities to ensure that the final product performs exceptionally and complies with strict quality standards.

### BALANCING



With state of the art workshop facilities, the Xtreme Clutch onsite balancing machines allow for modified and custom-built set-ups to be balanced. This process ensures the installation process is easy for the customer with the clutch and flywheel supplied in a ready-to-fit condition.

# SFI TESTING & APPROVAL

SFI testing is performed by the non-profit SFI Foundation Inc. based in California. This organisation issues and administers standards for performance and motorsport equipment.

Xtreme Clutch performance flywheels are certified for the following SFI categories:

- SFI Spec 1.1 Replacement Flywheels and Clutch Assemblies
- SFI Spec 1.5 Multiple Disc Clutch Assemblies for Supercharged, Nitrous Oxide-injected and Turbocharged Vehicles



## PERFORMANCE UPGRADE KITS

### K NI 24 5 01 -1 A

CLUTCH KIT

MANUFACTURER CODE  
(see below)

OUTSIDE DIAMETER CODE (CM)

**SERIES CODE**  
 0 = STANDARD KIT  
 4 = KIT INC CSC  
 5 = KIT INC FLYWHEEL  
 6 = KIT INC FLYWHEEL & CSC

SEQUENCE NUMBER

Plate Qty	Number of Clutch Plates
-1	Single Plate
-2	Twin Plate
-3	Triple Plate

Type of Kit	Description
A	Sprung Organic
B	Sprung Ceramic
C	Cushioned Ceramic
E	Rigid Solid Ceramic

Type of Kit	Description
G	Rigid Solid Organic
P	Rigid Carbon Blade
R	Ceramic Race Single
T	Steel Backed Facing



## MOTORSPORT KITS

### K NI 18 5 26 - 2 E

CLUTCH KIT

MANUFACTURER CODE

**SERIES CODE**  
 18 = 184mm  
 20 = 200mm  
 23 = 230mm  
 25 = 250mm  
 27 = 270mm

**SERIES CODE**  
 0 = STANDARD KIT  
 4 = KIT INC CSC  
 5 = KIT INC FLYWHEEL  
 6 = KIT INC FLYWHEEL & CSC

SEQUENCE NUMBER

Plate Qty	Number of Clutch Plates
-1	Single Plate
-2	Twin Plate
-3	Triple Plate

Type of Kit	Description
A	Sprung Organic
B	Sprung Ceramic
C	Cushioned Ceramic
E	Rigid Solid Ceramic

Type of Kit	Description
G	Rigid Solid Organic
P	Rigid Carbon Blade
R	Ceramic Race Single
T	Steel Backed Facing



## TORQUE RATINGS

The torque capacities listed in the catalogue are intended as a guide only and represent engine torque. Xtreme Clutch recommends discussing your clutch options with an authorised distributor to ensure that the clutch is most suitable for the vehicle performance, driving style and application.

## MANUFACTURER CODES

Code	Manufacturer
BM	BMW
GM	Chevrolet / Holden / Vauxhall
CY	Chrysler
FD	Ford
HN	Honda
MZ	Mazda
MC	Mini
MI	Mitsubishi
NI	Nissan
PU	Peugeot
SU	Subaru
SZ	Suzuki
TY	Toyota
VW	Volkswagen

## PERFORMANCE UPGRADE KITS

The performance upgrade range provides a variety of kits for both street and track applications.

### Stage 1 Performance Clutch Kits

#### Sprung Organic - 1A

Ideal for street use in vehicles with minor engine modifications



#### Rigid Solid Organic - 1G

With a rigid centre version of the organic disc, these kits are ideal for street use and light track use.



#### Steel Backed Organic - 1T

Steel backed discs allow for an even higher burst strength, perfect for street cars occasionally used on the track.



#### Extra Heavy Duty Sprung Organic - 1AX

An increased clamp load over stage 1 kits, recommended for street and light track use in higher powered vehicles



### Stage 2 Performance Clutch Kits & Stage 3 Performance Clutch Kits

#### Stage 2 - Cushioned Ceramic - 1C

Cushioned ceramic friction disc, recommended for higher horsepower street or track vehicles.



#### Stage 2 - Sprung Ceramic - 1B

Sprung ceramic friction disc for a great balance between heat capacity and driveability in street and track applications.



#### Stage 2 - Extra Heavy Duty Sprung Ceramic - 1R

Racing ceramic clutch with higher clamp load designed for track use.



#### Stage 3 - Carbon Race - 1P

For high horsepower and racing applications where optimal heat capacity is required.



## MOTORSPORT KITS

### 184mm Motorsport Kits

Designed for high powered circuit, time attack or gymkhana applications, the Xtreme 184mm Race Clutch offers quick shift times and a lightweight construction.



The Xtreme 200mm Rigid Race Clutch is designed for motorsport applications including drifting, circuit racing, rally and hillclimbing.

### 200mm Motorsport Kits

### 200mm Sprung Motorsport Kits

The Xtreme 200mm Sprung Race Clutch is designed for street and track use offering exceptional performance in a variety of applications.



### 230mm Motorsport Kits



The Xtreme Clutch 230mm Race Clutch is available with either ceramic or carbon friction materials, making these kits ideal for high horsepower and motorsport applications where a high heat capacity is required.

### 230mm & 250mm Organic Motorsport Kits

The Xtreme Clutch 230mm & 250mm twin plate organic clutch kit offers high torque capacity whilst retaining driveability on the street.



### 270mm Motorsport Kits



The Xtreme Clutch 270mm organic twin plate is designed for high horsepower street and track vehicles, offering improved driveability on the street in comparison to the ceramic equivalents.

# PERFORMANCE CLUTCH KIT APPLICATIONS

# COMPLETE VEHICLE LISTINGS

Vehicle	Model	Engine	Stage 1 Sprung Organic	Stage 1 Steel Backed Organic	Stage 1 Extra HD Sprung Organic	Stage 1 Rigid Organic	Stage 2 Cushioned Ceramic	Stage 2 Sprung Ceramic	Stage 2R	Stage 3 Carbon Race	184mm Ceramic				200mm Ceramic			230mm Twin-Plate		230mm Organic Twin Plate	250mm Organic Twin Plate		270mm Organic Twin Plate	
											Single	Twin (Rigid)	Twin (Sprung)	Triple	Single	Twin Rigid	Twin Sprung	Ceramic	Carbon Blade		Twin Plate	Twin PPlate Xhd		
Acura																								
RSX		K20																						
Audi																								
S3	2.0L (Eng code. BHZ, BZC, CDLC) (2007-08/13)	2.0L 16V DOHC (Turbo Petrol)	KVW24696-1A																					
	2.0L (Eng code. BWA, TT CBBB, CCZA, CDLB) (11/06-1/15)	2.0L 16V DOHC (Turbo Petrol)	KVW24696-1A																					
BMW																								
1M	E82 (6-Bolt Crank) 6/11-2/14	3.0L (N54B30)	KBM24566-1A																					
135i, 335i	E82-88, E90, E91, E92, E93 (8-Bolt Crank) -12/08	3.0L (N54B30)	KBM24565-1A																					
318iS, Ti	E36	1.8L (M42B18), 1.9L (M44B19)					KBM23540-1C																	
320i, 325i incl. Ci, Ti	E46	2.2L (M54B22), 2.5L (M54B25)																						
135i, 335i	E90, E91, E92, E93 (6-Bolt Crank) 1/09-	3.0L (N54B30A)	KBM24564-1A																					
M3	E90, E92, E93	4.0L V8 (S65B40A)																						
M3	E30	2.3L (S14B23), 2.5L (S14B25)	KBM23011-1A				KBM23011-1C	KBM23011-1B																
M3	E36 (3/93-8/95) (10/95-6/00)	3.0L (S50B30), 3.2L (S50B32)	KBM24508-1A					KBM24508-1B																
M3	E46	3.2L (S54B32)	KBM24596-1A					KBM24596-1B																
Z3	E36	3.2L (S50B32)	KBM24508-1A					KBM24508-1B																
Z4	E89 (6-Bolt Crank)	3.0L (N54B30)																						
Chevrolet																								
	ZL1 6.2L (12-15)	LSA																						
	Z28, Z28 SS, 5.7L V8 (98-02) 4th Gen.	LS1	KGM30601-1A																					
	SS, 6.2L V8 (10-14) 5th Gen.	LS3	KGM28691-1A				KGM28691-1C	KGM28691-1B	KGM28691-1R															
	C4, 5.7L V8 (85-91)	L98	KCR28011-1A																					
	C5, 5.7L V8 (97-04)	LS1	KCR30601-1A																					
	C6, 6.0L V8 (04-07)	LS2	KGM28691-1A				KGM28691-1C	KGM28691-1B	KGM28691-1R															
	C6 incl. models LT, Grand-sport 6.2L V8 (09-)	LS3																						
Chrysler																								
		215, 245, 265	KCY25502-1A				KCY25502-1C	KCY25502-1B	KCY25502-1R															
			KCY25590-1A				KCY25590-1C	KCY25590-1B	KCY25590-1R															
		318, 340	KCY25503WC-1A				KCY25503WC-1C	KCY25503WC-1B	KCY25503WC-1R															
		360	KCY25504WC-1A				KCY25504WC-1C	KCY25504WC-1B	KCY25504WC-1R															
Citroen																								
	99-12/00	1.6L (TU5JP)	KCT20003-1A																					
	8/98-6/00	1.8L (XU7JP)	KCT20002-1A																					
Ford																								
	EF/EL/AU 6CYL, XR6	4.0L	KFD26001-1A				KFD26001-1C	KFD26001-1B	KFD26001-1R															
	EF/EL/AU 8CYL, XR8	5.0L	KFD27001-1A				KFD27001-1C	KFD27001-1B	KFD27001-1R															
			KFD27404-1A				KFD27404-1C	KFD27404-1B	KFD27404-1R															
	BA/BF XR6 Turbo	Barra 4.0L	KFD27604-1A				KFD27604-1C	KFD27604-1B	KFD27604-1R															
			KFD28680-1A				KFD28680-1C	KFD28680-1B	KFD27680-1R															
	BA/BF XR8	BOSS 5.4L	KFD28620-1A				KFD28620-1C	KFD28620-1B	KFD28620-1R															
	FG 6cyl		KFD27698-1A				KFD27698-1C	KFD27698-1B	KFD27698-1R															
	FG XR6 Turbo	Barra 4.0L	KFD28481-1A																					
			KFD28681-1A				KFD28681-1C	KFD28681-1B																
	FG XR8	BOSS 5.4L	KFD28482-1A																					

# PERFORMANCE CLUTCH KIT APPLICATIONS

# COMPLETE VEHICLE LISTINGS

Vehicle	Model	Engine	Stage 1 Sprung Organic	Stage 1 Steel Backed Organic	Stage 1 Extra HD Sprung Organic	Stage 1 Rigid Organic	Stage 2 Cushioned Ceramic	Stage 2 Sprung Ceramic	Stage 2 R	Stage 3 Carbon Race	184mm Ceramic				200mm Ceramic			230mm Twin-Plate		230mm Organic Twin Plate	250mm Organic Twin Plate		270mm Organic Twin Plate
											Single	Twin (Rigid)	Twin (Sprung)	Triple	Single	Twin Rigid	Twin Sprung	Ceramic	Carbon Blade		Twin Plate	Twin PLate Xhd	
Ford																							
Falcon	FG XR8	BOSS 5.4L	KFD28682-1A				KFD28682-1C	KFD28682-1B				KFD18650-2E	KFD18650-3E				KFD23650-2E	KFD23650-2P	KFD23650-2G				KFD27632-2G
		Sport 10/13-	ECOBOOST 1.0L	KFD22436-1A																			
Fiesta	ST	1.6L				KFD24639-1G																	
	XR4 (ST150)	2.0L	KFD22481-1A																				
	ST	ECOBOOST 2.0L	KFD24640-1A						KFD24640-1R	KFD24640-1P							KFD23659-2E	KFD23659-2P	KFD23659-2G				
	ST TURBO	B5254T 2.5L	KFD24637-1A				KFD24637-1G		KFD24637-1R	KFD24637-1P													
	XR5	B5254T 2.5L	KFD24637-1A				KFD24637-1G		KFD24637-1R	KFD24637-1P													
Focus	RS Mk 1 (10/02-11/04)	HMDA 2.0L	KFD24660-1A																				
	RS Mk 2 (9/10-6/12)	B5254T 2.5L	KFD24637-1A				KFD24637-1G		KFD24637-1R	KFD24637-1P							KFD23648-2E	KFD23648-2P	KFD23648-2G				
	RS Mk 3 (2016-)	ECOBOOST 2.3L	KFD24640-1A				KFD24640-1G		KFD24640-1R	KFD24640-1P							KFD23659-2E	KFD23659-2P	KFD23659-2G				
Laser	KF/KH 1.8L Petrol Turbo 4WD incl. TX3	BPT	KFD23012-1A				KFD23012-1C	KFD23012-1B	KFD23012-1R							KFD20523-2E	KFD20523-2B						
Mustang SN-95 (Fourth Gen.)	GT, SVT Cobra, Petrol V8 (96-01)	Modular 4.6L	KFD28015-1A				KFD28015-1C	KFD28015-1B	KFD28015-1R														
	GT, Petrol V8 w/TR3650 Transmission (05-09)	Modular 4.6L	KFD28421-1A																				
Mustang S-197 (Fifth Gen.)	Shelby GT500, Petrol V8 Supercharged w/TR6060 Transmission (06-09)	Modular 5.4L															KFD23681-2E			KFD25630-2A	KFD25630-2AX	KFD27695-2G	
	Shelby GT500, Petrol V8 Supercharged w/TR6060 Transmission (10-12)	Modular 5.4L															KFD23681-2E			KFD25630-2A	KFD25630-2AX	KFD27695-2G	
	GT, Petrol V8 w/MT82 Transmission (10-14)	Coyote 5.0L															KFD23655-2E	KFD23655-2P	KFD23655-2G				KFD27655-2G
	Boss 302, Petrol V8 w/MT82 Transmission (11-14)	Coyote 5.0L															KFD23655-2E	KFD23655-2P	KFD23655-2G				KFD27655-2G
Mustang S550 (Sixth Gen.)	Shelby GT500, Petrol V8 Supercharged w/TR606 Transmission (13-14)	Modular 5.8L															KFD23681-2E			KFD25630-2A	KFD25630-2AX	KFD27695-2G	
	ECOBOOST, Turbo Petrol (8/14-)	ECOBOOST 2.3L	KFD24682-1A						KFD24682-1R	KFD24682-1P							KFD23697-2E	KFD23697-2P	KFD23697-2G				
	GT, Petrol V8 w/MT82 Transmission (8/14-)	Coyote 5.0L															KFD23655-2E	KFD23655-2P	KFD23655-2G				KFD27655-2G
FPV																							
F6, Typhoon, Tornado	BA XR6T (10/04-9/05)	Barra 4.0L	KFD27680-1A				KFD27680-1C		KFD27680-1R								KFD23660-2E	KFD23660-2P					KFD27631-2G
GT, GT-P, Pursuit, Super Pursuit	BA XR8 / BOSS 290 (3/03-9/05)	BOSS 5.4L	KFD28620-1A				KFD28620-1C	KFD28620-1B	KFD28620-1R				KFD18645-2E				KFD23645-2E	KFD23645-2P	KFD23645-2G				KFD27630-2G
F6, Force 6, Typhoon, Tornado	BF XR6T (10/05-5/08)	Barra 4.0L	KFD27680-1A				KFD27680-1C		KFD27680-1R								KFD23660-2E	KFD23660-2P					KFD27631-2G
GT-P, Pursuit, Super Pursuit	BF XR8 / BOSS 290/302 (10/05-5/08)	BOSS 5.4L	KFD28620-1A				KFD28620-1C	KFD28620-1B	KFD28620-1R				KFD18645-2E				KFD23645-2E	KFD23645-2P	KFD23645-2G				KFD27630-2G
F6, F6-E	FG XR6T (6/08-)	Barra 4.0L	KFD28681-1A						KFD28681-1B								KFD23670-2E	KFD23670-2P	KFD23670-2G				KFD27633-2G
GS, GT, GT F 351, GT-E, GT-P	FG XR8 / BOSS 315/335 (10/10-)	BOSS 5.0L Super-charged															KFD23681-2E			KFD25630-2A	KFD25630-2AX	KFD27695-2G	
GS, GT, GT-E, GT-P, Pursuit, Super Pursuit	FG XR8 / BOSS 302/315 (6/08-9/10)	BOSS 5.4L	KFD28682-1A				KFD28682-1C	KFD28682-1B				KFD18650-2E	KFD18650-3E				KFD23650-2E	KFD23650-2P					KFD27632-2G
Holden																							
Astra	SRI, Turbocharged (6/06-3/10)	Z20LER 2.0L	KGM24637-1A						KGM24637-1R	KGM24637-1P													
	VS S2-VY S3	3.8L / Ecotec	KGM24520-1A				KGM24520-1C	KGM24520-1B	KGM24520-1R														
	VZ-VE	Alloytech 3.6L	KGM26630-1A				KGM26630-1C	KGM26630-1B	KGM26630-1R														
Commodore	VT S2-VZ V8 incl. Berlina, SS, SS-Z, SV8 (6/99-1/07)	LS1 (GENIII)	KGM30601-1A									KGM18630-2E	KGM18630-3E				KGM23630-2E	KGM23630-2P	KGM23630-2G				KGM27630-2G
			KGM28691-1A				KGM28691-1C	KGM28691-1B	KGM28691-1R			KGM18630-2EL	KGM18630-3EL				KGM23630-2E	KGM23630-2P	KGM23630-2G				KGM27630-2G
	VZ V8, SS, SS Thunder, 6.0L with T56 Transmission	LS2 (L98)	KGM28694-1A				KGM28694-1C	KGM28694-1B	KGM28694-1R								KGM23636-2E						KGM27636-2G
				KGM30602-1A								KGM18631-2E	KGM18631-3E				KGM23631-2E	KGM23631-2P	KGM23631-2G	KGM25620-2A	KGM25620-2AX	KGM27631-2G	
VE S1 incl. Berlina, SS, SS-V (8/06-8/10)	LS2 / LS3 (L98)		KGM29692-1A					KGM29692-1B			KGM18631-2E	KGM18631-3E				KGM23631-2E	KGM23631-2P	KGM23631-2G	KGM25620-2A	KGM25620-2AX	KGM27631-2G		
			KGM28692-1A				KGM28692-1C	KGM28692-1B	KGM28692-1R			KGM18631-2E	KGM18631-3E				KGM23631-2E	KGM23631-2P	KGM23631-2G	KGM25620-2A	KGM25620-2AX	KGM27631-2G	
	VE S2 (6/09-8/10)	LS3 (L98)	KGM30602-1A								KGM18631-2E	KGM18631-3E				KGM23631-2E	KGM23631-2P	KGM23631-2G	KGM25620-2A	KGM25620-2AX	KGM27631-2G		



# PERFORMANCE CLUTCH KIT APPLICATIONS

# COMPLETE VEHICLE LISTINGS

Vehicle	Model	Engine	Stage 1 Sprung Organic	Stage 1 Steel Backed Organic	Stage 1 Extra HD Sprung Organic	Stage 1 Rigid Organic	Stage 2 Cushioned Ceramic	Stage 2 Sprung Ceramic	Stage 2R	Stage 3 Carbon Race	184mm Ceramic				200mm Ceramic			230mm Twin-Plate		230mm Organic Twin Plate	250mm Organic Twin Plate		270mm Organic Twin Plate	
											Single	Twin (Rigid)	Twin (Sprung)	Triple	Single	Twin Rigid	Twin Sprung	Ceramic	Carbon Blade		Twin Plate	Twin PPlate Xhd		
Holden																								
Commodore	VE S2 (6/09-8/10)	LS3 (L98)	KGM29692-1A					KGM29692-1B				KGM18631-2E	KGM18631-3E				KGM23631-2E	KGM23631-2P	KGM23631-2G	KGM25620-2A	KGM25620-2AX	KGM27631-2G		
			KGM28692-1A				KGM28692-1C	KGM28692-1B	KGM28692-1R				KGM18631-2E	KGM18631-3E				KGM23631-2E	KGM23631-2P	KGM23631-2G	KGM25620-2A	KGM25620-2AX	KGM27631-2G	
	VE S2 incl. Berlina, SS, SS-V, Sportswagon (9/10-12/11)	LS3 (L77)	KGM29693-1A					KGM29693-1B				KGM18631-2E	KGM18631-3E				KGM23631-2E	KGM23631-2P	KGM23631-2G	KGM25620-2A	KGM25620-2AX	KGM27631-2G		
	VE incl. Berlina, SS, SS-V, Sportswagon (1/12-4/13)	LS3 (L77)	KGM29694-1A															KGM23632-2E	KGM23632-2P	KGM23632-2G			KGM27632-2G	
	VF incl. SS, SS-V, Sportswagon (5/13-)	LS3 (L77)	KGM29694-1A															KGM23632-2E	KGM23632-2P	KGM23632-2G			KGM27632-2G	
Monaro	CV8 (12/01-12/05)	LS1 (GENIII)	KGM30601-1A									KGM18630-2E	KGM18630-3E				KGM23630-2E	KGM23630-2P	KGM23630-2G			KGM27630-2G		
			KGM28691-1A				KGM28691-1C	KGM28691-1B	KGM28691-1R				KGM18630-2EL	KGM18630-3EL				KGM23630-2E	KGM23630-2P	KGM23630-2G			KGM27630-2G	
Honda																								
Civic	EK4/9 VTiR, SiR, Si, Type R	B16A/B	KHN22007-1A	KHN22007-1T			KHN22007-1C	KHN22007-1B	KHN22007-1R	KHN22007-1P		KHN18522-1E	KHN18522-2E	KHN18522-2B			KHN20522-1E	KHN20522-2E	KHN20522-2B					
	EF9	B16A	KHN22003-1A				KHN22003-1C	KHN22003-1B	KHN22003-1R															
	EP3	K20A	KHN22022-1A				KHN22022-1C	KHN22022-1B				KHN18523-2E	KHN18523-2B				KHN20523-1E							
	FB2, FD1, FK2 1.8L	R18Z																KHN20525-2E	KHN20525-2B					
	Type R FK2, VTEC 2.0L Turbo Petrol (2015-)	K20C1	KHN24537-1A						KHN24537-1R	KHN24537-1P														
CRX	FWD 1.6L (84-87)	D16A	KHN20003-1A					KHN20003-1B																
			KHN20004-1A						KHN20004-1B										KHN20521-1E					
Fit (Jazz)	GD3/GD8 1.5L (12/02-1/09)	L15A	KHN21506-1A					KHN21506-1B					KHN18526-2E				KHN20526-1E	KHN20526-2E						
	GK5 1.5L 7/14-	L15Z	KHN20009-1A				KHN20009-1C	KHN20009-1B				KHN18530-1E												
Integra	DC2, Type R	B18C	KHN22005-1A				KHN22005-1C	KHN22005-1B	KHN22005-1R	KHN22005-1P		KHN18522-1E	KHN18522-2E				KHN20522-1E	KHN20522-2E	KHN20522-2B					
	DC5, Type R, Type S, (6-Spd)	K20A	KHN22022-1A				KHN22022-1C	KHN22022-1B	KHN22022-1R															
	DC5, (5-Spd)	K20A	KHN22025-1A				KHN22025-1C	KHN22025-1B																
Prelude	4WS, Type S, SiR, Xi 2.2L (91-02)	H22A	KHN22009-1A	KHN22009-1T			KHN22009-1C	KHN22009-1B				KHN18524-2E					KHN20524-2E	KHN20524-2B						
S2000	AP1/2	F20C	KHN21005-1A				KHN21005-1C	KHN21005-1B				KHN18629-2E												
HSV																								
Clubsport / R8, Coupe, GTS, Maloo / R8, Senator	VT-VZ V8 (6/99-1/07)	LS1 (GENIII)	KGM30601-1A									KGM18630-2E	KGM18630-3E				KGM23630-2E	KGM23630-2P	KGM23630-2G			KGM27630-2G		
			KGM30691-1A											KGM18630-2E	KGM18630-3E				KGM23630-2E	KGM23630-2P	KGM23630-2G			KGM27630-2G
			KGM28691-1A				KGM28691-1C	KGM28691-1B	KGM28691-1R				KGM18630-2EL	KGM18630-3EL										
Clubsport R8, GTS, Maloo R8, Senator	VE V8 (8/06-3/08)	LS2 / LS3 (L98)	KGM30602-1A									KGM18631-2E	KGM18631-3E				KGM23631-2E	KGM23631-2P	KGM23631-2G	KGM25620-2A		KGM27631-2G		
			KGM29692-1A				KGM29692-1C	KGM29692-1B				KGM18631-2E	KGM18631-3E				KGM23631-2E	KGM23631-2P	KGM23631-2G	KGM25620-2A	KGM25620-2AX	KGM27631-2G		
			KGM28692-1A				KGM28692-1C	KGM28692-1B	KGM28692-1R				KGM18631-2E	KGM18631-3E				KGM23631-2E	KGM23631-2P	KGM23631-2G	KGM25620-2A		KGM27631-2G	
Clubsport R8, GTS, Maloo R8, Senator	VE V8 (4/08-2/10)	LS3 (L98)	KGM30602-1A									KGM18631-2E	KGM18631-3E				KGM23631-2E	KGM23631-2P	KGM23631-2G	KGM25620-2A		KGM27631-2G		
			KGM29692-1A				KGM29692-1C	KGM29692-1B				KGM18631-2E	KGM18631-3E				KGM23631-2E	KGM23631-2P	KGM23631-2G	KGM25620-2A	KGM25620-2AX	KGM27631-2G		
			KGM28692-1A				KGM28692-1C	KGM28692-1B	KGM28692-1R				KGM18631-2E	KGM18631-3E				KGM23631-2E	KGM23631-2P	KGM23631-2G	KGM25620-2A		KGM27631-2G	
W427	VE V8 (7/08-9/09)	LS7	KGM29693-1A				KGM29693-1B				KGM18631-2E	KGM18631-3E				KGM23631-2E	KGM23631-2P	KGM23631-2G	KGM25620-2A	KGM25620-2AX	KGM27631-2G			
Clubsport R8, GTS, Maloo GXP / R8, Senator	VE V8 (2/10-8/11)	LS3 (L98)	KGM29693-1A				KGM29693-1B				KGM18631-2E	KGM18631-3E				KGM23631-2E	KGM23631-2P	KGM23631-2G	KGM25620-2A	KGM25620-2AX	KGM27631-2G			
Clubsport GXP / R8, GTS, Maloo GXP / R8, Senator	VE V8 (9/11-5/13)	LS3 (L98)	KGM29694-1A														KGM23632-2E	KGM23632-2P	KGM23632-2G			KGM27632-2G		
Clubsport / R8, GTS Maloo, Maloo R8, Senator	VF V8 (6/13-)	LS3 (L98)	KGM29694-1A														KGM23632-2E	KGM23632-2P	KGM23632-2G			KGM27632-2G		
GTS, GTS Maloo	VF V8	LSA (Supercharged)															KGM23633-2E	KGM23633-2P				KGM27634-2G		
Clubsport R8	VF V8 (11/15-)	LSA (Supercharged)															KGM23633-2E	KGM23633-2P				KGM27634-2G		
Maloo R8	VF V8 (11/15-)	LSA (Supercharged)															KGM23633-2E	KGM23633-2P				KGM27634-2G		
Hyundai																								
Genesis 2.0L Petrol Turbo (2010-)	G4KF											KHD18520-2E					KHD20620-2E	KHD20620-2B						
Veloster 1.6L Petrol FWD (2/12-)	G4FD																KHD21620-2E	KHD20620-2B						

# PERFORMANCE CLUTCH KIT APPLICATIONS

# COMPLETE VEHICLE LISTINGS

Vehicle	Model	Engine	Stage 1 Sprung Organic	Stage 1 Steel Backed Organic	Stage 1 Extra HD Sprung Organic	Stage 1 Rigid Organic	Stage 2 Cushioned Ceramic	Stage 2 Sprung Ceramic	Stage 2 R	Stage 3 Carbon Race	184mm Ceramic				200mm Ceramic			230mm Twin-Plate		230mm Organic Twin Plate	250mm Organic Twin Plate		270mm Organic Twin Plate
											Single	Twin (Rigid)	Twin (Sprung)	Triple	Single	Twin Rigid	Twin Sprung	Ceramic	Carbon Blade		Twin Plate	Twin PLate Xhd	
Lexus																							
IS200	2.0L Petrol RWD GXE10R (3/99-10/05)	1GFE	KLX23591-1A													KLX20520-2E	KLX20520-2B						
	2.0L Petrol RWD SXE10R (98-04)	3SGE	KTY23593-1A				KTY23593-1C	KTY23593-1B															
Mazda																							
3 MPS	2.3L Turbo Petrol (7/07-1/14)	L3	KMZ24530-1A																				
6 MPS	2.3L Turbo Petrol (10/05-1/08)	L3	KMZ24530-1A																				
626	FS 2.0L (92-02)	FS	KMZ23006-1A				KMZ23006-1C	KMZ23006-1B								KMZ20520-2E	KMZ20520-2B						
Familia	BF 1.6L Petrol Turbo 4WD	B6T	KFD23003-1A				KFD23003-1C	KFD23003-1B															
	BG 1.8L Petrol Turbo 4WD incl. GT, GT-X	BPT	KFD23012-1A				KFD23012-1C	KFD23012-1B	KFD23012-1R							KFD20523-2E	KFD20523-2B						
MX5	NAGC 1.6L	B6ZE	KMZ20002-1A				KMZ20002-1C	KMZ20002-1B															
	NABC 1.8L	BP	KMZ22006-1A				KMZ22006-1C	KMZ22006-1B	KMZ22006-1R														
	NB, NB8C, Petrol Turbo model incl.	BP, BPT	KMZ22015-1A				KMZ22015-1C	KMZ22015-1B	KMZ22015-1R					KMZ18523-2E									
	NC, NCEC (6-Speed)	LFDE 2.0L	KMZ23017-1A				KMZ23017-1C	KMZ23017-1B								KMZ20524-2E	KMZ20524-2B						
	NC, NCEC (5-Speed)		KMZ23027-1A												KMZ18525-2E	KMZ20525-2E	KMZ20525-2B						
	ND, Petrol 96kw model (8/15-)	PS14 1.5L	*Coming soon																				
RX7	FC3S	13B-T	KMZ24004-1A				KMZ24004-1C	KMZ24004-1B	KMZ24004-1R	KMZ24004-1P						KMZ20526-2E	KMZ20526-2B	KMZ23520-2E					
	FD3S	13B	KMZ24002-1A				KMZ24002-1C	KMZ24002-1B	KMZ24002-1R	KMZ24002-1P				KMZ18680-2E		KMZ20680-2E	KMZ20680-2B						
RX8	SE3P	13B	KMZ24005-1A				KMZ24005-1C	KMZ24005-1B	KMZ24005-1R	KMZ24005-1P						KMZ20581-2E							
Mini																							
Cooper	Clubman, Cabrio, JCW, Petrol Turbocharged R55-59	1.6L (N1486A)	KMC23540-1A				KMC23540-1C	KMC23540-1B															
	Clubman, Cabrio, JCW, Petrol Turbocharged R55-57	1.6L (N1486A)	KMC23540-1A				KMC23540-1C	KMC23540-1B															
Cooper S	Cabrio, JCW, Petrol Supercharged R52-53 (5/02-2/07)	1.6L (W11816)	KMC22591-1A				KMC22591-1C	KMC22591-1B	KMC22591-1R							KMC20520-2E	KMC20520-2B						
			KMC22091-1A						KMC22091-1B	KMC22091-1R													
Mitsubishi																							
Colt	Ralliart, Turbo 04-	4G15T	KMI22015-1A						KMI22015-1B	KMI22015-1R													
Eclipse (USA)	3.0L V6 model, 2001-05	6G72	KMI24003-1A				KMI24003-1C	KMI24003-1B	KMI24003-1R														
FTO	2.0L V6 model (10/94-8/01)	6A12	KMI23024-1A				KMI23024-1C	KMI23024-1B															
GTO	Twin Turbo 3.0L Petrol (10/90-8/01)	6G72T	KMI25003-1A				KMI25003-1C	KMI25003-1B	KMI25003-1R														
Lancer GSR	CC model	4G93T	KMI23020-1A				KMI23020-1C	KMI23020-1B	KMI23020-1R					KMI18526-1E	KMI18526-2E		KMI20521-1E	KMI20521-2E	KMI20521-2B				
Lancer EVO	EVO 1, 2, 3	4G63T (7 Bolt crank)	KMI23014-1A				KMI23014-1C	KMI23014-1B	KMI23014-1R	KMI23014-1P					KMI18524-2E								
	EVO 1, 2, 3	4G63T (6 Bolt crank)	KMI23014-1A				KMI23014-1C	KMI23014-1B	KMI23014-1R	KMI23014-1P					KMI18525-2E								
	EVO 4, 5, 6	4G63T		KMI23022-1A				KMI23022-1C	KMI23022-1B	KMI23022-1R	KMI23022-1P				KMI18522-2E	KMI18522-2B	KMI18522-3E		KMI20522-2E	KMI20522-2B	KMI23522-2E	KMI23522-2P	KMI23522-2G
				KMI24522-1A				KMI24522-1C	KMI24522-1B	KMI24522-1R	KMI24522-1P				KMI18682-2E				KMI20682-2E	KMI20682-2B	KMI23522-2E	KMI23522-2P	KMI23522-2G
	EVO 7, 8, 9	4G63T		KMI24010-1A	KMI24010-1T			KMI24010-1C	KMI24010-1B	KMI24010-1R	KMI24010-1P				KMI18522-2E	KMI18522-2B	KMI18522-3E		KMI20522-2E	KMI20522-2B	KMI23522-2E	KMI23522-2P	KMI23522-2G
				KMI24010-1A	KMI24010-1T			KMI24010-1C	KMI24010-1B	KMI24010-1R	KMI24010-1P				KMI18682-2E				KMI20682-2E	KMI20682-2B	KMI23522-2E	KMI23522-2P	KMI23522-2G
EVO X	4B11T		KMI24011-1A	KMI24011-1T			KMI24011-1C	KMI24011-1B	KMI24011-1R	KMI24011-1P				KMI18523-2E		KMI18523-3E		KMI20523-2E	KMI20523-2B	KMI23523-2E	KMI23523-2P	KMI23523-2G	
			KMI24011-1A	KMI24011-1T			KMI24011-1C	KMI24011-1B	KMI24011-1R	KMI24011-1P				KMI18683-2E				KMI20683-2E	KMI20683-2B	KMI23523-2E	KMI23523-2P	KMI23523-2G	
Nissan																							
180SX		SR20DET	KNI24003-1A	KNI24003-1T	KNI24003-1AX		KNI24003-1C	KNI24003-1B	KNI24003-1R	KNI24003-1P				KNI18521-2E	KNI18521-3E		KNI20521-2E	KNI20521-2B	KNI23531-2E	KNI23531-2P	KNI23531-2G		
		CA18DET	KNI23009-1A				KNI23009-1C	KNI23009-1B	KNI23009-1R														
240Z / 260Z	L Series 1975- onwards	L24	KNI23005-1A				KNI23005-1C	KNI23005-1B						KNI18526-2E									
Cefiro	A31	RB20DET	KNI24007-1A				KNI24007-1C	KNI24007-1B	KNI24007-1R	KNI24007-1P				KNI18520-2E	KNI18520-3E		KNI20520-2E	KNI20520-2B	KNI23530-2E	KNI23530-2P	KNI23530-2G		
Fairlady / 300ZX	Z32 Twin Turbo	VG30DETT	KNI26002-1A				KNI26002-1C	KNI26002-1B	KNI26002-1R					KNI18528-2E	KNI18528-2B				KNI23538-2E		KNI23538-2G		
Juke	F15, 1.6L Turbo Petrol (11/10-)	MR16DDT	KNI24641-1A				KNI24641-1C	KNI24641-1B									KNI20632-2E						

# PERFORMANCE CLUTCH KIT APPLICATIONS

# COMPLETE VEHICLE LISTINGS

Vehicle	Model	Engine	Stage 1 Sprung Organic	Stage 1 Steel Backed Organic	Stage 1 Extra HD Sprung Organic	Stage 1 Rigid Organic	Stage 2 Cushioned Ceramic	Stage 2 Sprung Ceramic	Stage 2R	Stage 3 Carbon Race	184mm Ceramic				200mm Ceramic			230mm Twin-Plate		230mm Organic Twin Plate	250mm Organic Twin Plate		270mm Organic Twin Plate
											Single	Twin (Rigid)	Twin (Sprung)	Triple	Single	Twin Rigid	Twin Sprung	Ceramic	Carbon Blade		Twin Plate	Twin PLate Xhd	
Nissan																							
Primera	P12 Non-Turbo Petrol	SR20VE	KNI23527-1A						KNI23527-1B														
	N14 2.0L, inc. SSS	SR20DE	KNI22002-1A				KNI22002-1C	KNI22002-1B	KNI22002-1R				KNI18524-2E		KNI20524-2E	KNI20524-2B							
			KNI22002-1A			KNI22002-1C	KNI22002-1B	KNI22002-1R			KNI18524-2E		KNI20524-2E	KNI20524-2B									
	N16 1.8L	QG18DE	KNI22002-1A				KNI22002-1C	KNI22002-1B	KNI22002-1R				KNI18524-2E		KNI20524-2E	KNI20524-2B							
Pulsar (FWD)	B17/C12, 1.6L Turbo Petrol (6/13-)	MR16DDT	KNI24641-1A				KNI24641-1C	KNI24641-1B							KNI20632-2E								
	4WD, 2.0L Turbo Petrol	SR20DET	KNI24011-1A				KNI24011-1C	KNI24011-1B	KNI24011-1R							KNI20530-2B							
Silvia	S13	SR20DET	KNI24003-1A	KNI24003-1T	KNI24003-1AX		KNI24003-1C	KNI24003-1B	KNI24003-1R	KNI24003-1P			KNI18521-2E	KNI18521-3E	KNI20521-2E	KNI20521-2B	KNI23531-2E	KNI23531-2P	KNI23531-2G				
	S13	CA18DET	KNI23009-1A				KNI23009-1C	KNI23009-1B	KNI23009-1R				KNI18525-2E										
	S14	SR20DET	KNI24003-1A	KNI24003-1T	KNI24003-1AX		KNI24003-1C	KNI24003-1B	KNI24003-1R	KNI24003-1P			KNI18521-2E	KNI18521-3E	KNI20521-2E	KNI20521-2B	KNI23531-2E	KNI23531-2P	KNI23531-2G				
Silvia / 200SX	S15	SR20DET	KNI24540-1A		KNI24540-1AX		KNI24540-1C	KNI24540-1B	KNI24540-1R						KNI20522-2E	KNI20522-2B							
	R31	RB30DE/T	KNI24007-1A		KNI24001-1AX		KNI24007-1C	KNI24007-1B	KNI24007-1R	KNI24007-1P			KNI18520-2E	KNI18520-3E	KNI20520-2E	KNI20520-2B	KNI23530-2E	KNI23530-2P	KNI23530-2G				
Skyline	R32 GTS, GTS-T	RB20DET	KNI24007-1A		KNI24001-1AX		KNI24007-1C	KNI24007-1B	KNI24007-1R	KNI24007-1P			KNI18520-2E	KNI18520-3E	KNI20520-2E	KNI20520-2B	KNI23530-2E	KNI23530-2P	KNI23530-2G				
	R33 GTS-T	RB25DET	KNI24007-1A		KNI24001-1AX		KNI24007-1C	KNI24001-1B	KNI24007-1R	KNI24007-1P			KNI18520-2E	KNI18520-3E	KNI20520-2E	KNI20520-2B	KNI23530-2E	KNI23530-2P	KNI23530-2G				
	R34 GT-T (Pull-Type)	RB25DET	KNI25003-1A				KNI25003-1C	KNI25003-1B	KNI25003-1R	KNI25003-1P			KNI18526-2E		KNI20526-2E	KNI20526-2B	KNI23582-2E	KNI23582-2P	KNI23582-2G				
	BNR32 GTR Early model (Push-Type)	RB26DETT	KNI24007-1A		KNI24001-1AX		KNI24007-1C	KNI24007-1B	KNI24007-1R	KNI24007-1P			KNI18520-2E	KNI18520-3E	KNI20520-2E	KNI20520-2B	KNI23530-2E	KNI23530-2P	KNI23530-2G				
Skyline GTR	BNR32 GTR Late model (Pull-Type)	RB26DETT	KNI25003-1A				KNI25003-1C	KNI25003-1B	KNI25003-1R	KNI25003-1P			KNI18526-2E		KNI20526-2E	KNI20526-2B	KNI23582-2E	KNI23582-2P	KNI23582-2G				
	BCNR33 GTR	RB26DETT	KNI25003-1A				KNI25003-1C	KNI25003-1B	KNI25003-1R	KNI25003-1P			KNI18526-2E		KNI20526-2E	KNI20526-2B	KNI23582-2E	KNI23582-2P	KNI23582-2G				
	BNR34 GTR	RB26DETT	KNI25515-1A				KNI25515-1C	KNI25515-1B	KNI25515-1R				KNI18683-3E				KNI23683-2E	KNI23683-2P	KNI23683-2G				
Stagea	C34	RB25DET	KNI25003-1A				KNI25003-1C	KNI25003-1B	KNI25003-1R	KNI25003-1P													
350Z	Z33 (1/02-3/07)	VQ35DE	KNI25525-1A				KNI25525-1C	KNI25525-1B	KNI25525-1R				KNI18523-2E	KNI18523-2B	KNI20523-2E	KNI20523-2B	KNI23543-2E	KNI23543-2P	KNI23543-2G				
			KNI25525-1A			KNI25525-1C	KNI25525-1B	KNI25525-1R			KNI18523-2EL		KNI20523-2EL	KNI20523-2BL	KNI23543-2E	KNI23543-2P	KNI23543-2G						
	Z33 (4/07-4/09)	VQ35HR	KNI25688-1A														KNI23688-2E	KNI23688-2P					
370Z	Z34	VQ37VHR	KNI25688-1A				KNI25688-1C	KNI25688-1B									KNI23688-2E	KNI23688-2P					
Peugeot																							
205	1.6L 84-88	XU5J	KPU20002-1A						KPU20002-1B														
	1.6L 88-94	XU5J	KPU20001-1A						KPU20001-1B														
	1.9L Rallye / GTi / 1.6L Gti	XU5J	KPU20001-1A						KPU20001-1B														
	206	2.0L Gti	EW10J4S	KPU23001-1A					KPU23001-1B														
306	1.8L STYLE, XR/XT 7/97-10/00	XU7JP4	KCT20002-1A					KCT20002-1B															
307	1.6L 12/01-04	TU5JP4	KCT20003-1A					KCT20003-1B															
Porsche																							
911	3.0L Petrol RWD (1975-12/83)	930	KPR23010-1A																				
	3.2L Turbo Petrol RWD (11/77-12/85)	930	KPR24004-1A				KPR24004-1C	KPR24004-1B															
930	Carrera, 3.0L Turbo Petrol RWD (11/75-1977)	930	KPR24003-1A				KPR24003-1C	KPR24003-1B															
944	2.5L Turbo Petrol RWD (1/86-3/91)	M44.50/51						KPR24014-1B															
Renault																							
Megane	RS 250 11/10-07/12	F4R.874	KRE24616-1A				KRE24616-1G		KRE24616-1R	KRE24616-1P													
	RS 265, Red Bull RB8 LE 8/12-7/15	F4R.874	KRE24616-1A				KRE24616-1G		KRE24616-1R	KRE24616-1P													
	RS 275, Trophy, Cup Premium, Trophy-R 9/14-	F4RM	KRE24616-1A				KRE24616-1G		KRE24616-1R	KRE24616-1P													
Skoda																							
Octavia RS	Eng Code, CCZA 2.0L Turbo Petrol 147KW (3/09-)	CCZA	KVW24696-1A						KVW24696-1R	KVW24696-1P					KAU20521-2E								
Subaru																							
BRZ	Z1	FA20	KSU23012-1A				KSU23012-1C	KSU23012-1B	KSU23012-1R	KSU23012-1P			KSU18523-2E		KSU20526-2E	KSU20526-2B	KSU23540-2E			KSU23540-2G			
			KSU23012-1AX			KSU23012-1CX	KSU23012-1BX																
Impreza	WRX (5-Spd) GC8, GF8, GDA, GGA	EJ20T	KSU23006-1A		KSU23006-1AX		KSU23006-1C	KSU23006-1B	KSU23006-1R	KSU23006-1P			KSU18520-2E	KSU18520-2B	KSU20520-2E	KSU20520-2B							

# PERFORMANCE CLUTCH KIT APPLICATIONS

# COMPLETE VEHICLE LISTINGS

Vehicle	Model	Engine	Stage 1 Sprung Organic	Stage 1 Steel Backed Organic	Stage 1 Extra HD Sprung Organic	Stage 1 Rigid Organic	Stage 2 Cushioned Ceramic	Stage 2 Sprung Ceramic	Stage 2R	Stage 3 Carbon Race	184mm Ceramic				200mm Ceramic			230mm Twin-Plate		230mm Organic Twin Plate	250mm Organic Twin Plate		270mm Organic Twin Plate
											Single	Twin (Rigid)	Twin (Sprung)	Triple	Single	Twin Rigid	Twin Sprung	Ceramic	Carbon Blade		Twin Plate	Twin PLate Xhd	
Subaru																							
Impreza	WRX STI (6-Spd) GDB, GGB, GRB, GVB	EJ20T / EJ25T	KSU24001-1A	KSU24001-1T	KSU24001-1AX		KSU24001-1C	KSU24001-1B	KSU24001-1R	KSU24001-1P		KSU18521-2E	KSU18521-2B		KSU20521-2E	KSU20521-2B		KSU23531-2E	KSU23531-2P	KSU23531-2G			
			KSU24001-1A	KSU24001-1T	KSU24001-1AX		KSU24001-1C	KSU24001-1B	KSU24001-1R	KSU24001-1P		KSU18521-2E	KSU18521-2B		KSU20521-2E	KSU20521-2B		KSU23531-2EL	KSU23531-2PL	KSU23531-2GL			
	WRX 2.5L (10/05-) GDA	EJ205	KSU23015-1A				KSU23015-1C	KSU23015-1B	KSU23015-1R	KSU23015-1P			KSU18526-2E			KSU20522-2E	KSU20522-2B						
			KSU23015-1A				KSU23015-1C	KSU23015-1B	KSU23015-1R	KSU23015-1P			KSU18526-2E			KSU20522-2E	KSU20522-2B						
Forester	SF5 / SG5 Petrol Turbo	EJ20T	KSU23006-1A		KSU23006-1AX		KSU23006-1C	KSU23006-1B	KSU23006-1R	KSU23006-1P		KSU18520-2E	KSU18520-2B		KSU20520-2E	KSU20520-2B							
	SG9, XT	EJ25T	KSU23015-1A				KSU23015-1C	KSU23015-1B	KSU23015-1R	KSU23015-1P		KSU18526-2E			KSU20522-2E	KSU20522-2B							
	RS Turbo	EJ20G	KSU23006-1A		KSU23006-1AX		KSU23006-1C	KSU23006-1B	KSU23006-1R	KSU23006-1P		KSU18520-2E	KSU18520-2B		KSU20520-2E	KSU20520-2B							
Liberty (Legacy)	B4 Twin Turbo	EJ206 / EJ208	KSU23006-1A		KSU23006-1AX		KSU23006-1C	KSU23006-1B	KSU23006-1R	KSU23006-1P		KSU18520-2E	KSU18520-2B		KSU20520-2E	KSU20520-2B							
	GT Turbo	EJ20Y	KSU24530-1A																				
	GT, GT-B STI Turbo	EJ255	KSU23006-1A		KSU23006-1AX		KSU23006-1C	KSU23006-1B	KSU23006-1R	KSU23006-1P		KSU18520-2E	KSU18520-2B		KSU20520-2E	KSU20520-2B							
	3.0L	EZ30R	KSU24005-1A																				
Suzuki																							
	Sport 1.6L (05-11)	M16A	KSZ20005-1A				KSZ20005-1C	KSZ20005-1B	KSZ20005-1R			KSZ18520-1E	KSZ18520-2E	KSZ18520-2B									
Swift	inc. Sport 1.5L (03-11)	M15A	KSZ19009-1A					KSZ19009-1B	KSZ19009-1R			KSZ18521-1E											
	Sport 1.6L (12-)	M16A	KSZ20406-1A						KSZ20406-1R														
SX4	1.6L (7/06-)	M16A	KSZ20409-1A					KSZ20409-1B															
Toyota																							
86	GT, GTS	4UGSE	KSU23012-1A				KSU23012-1C	KSU23012-1B	KSU23012-1R	KSU23012-1P		KSU18523-2E			KSU20526-2E	KSU20526-2B		KSU23540-2E		KSU23540-2G			
			KSU23012-1AX				KSU23012-1CX	KSU23012-1BX															
Altezza	SXE10	3SGE	KTY23593-1A				KTY23593-1C	KTY23593-1B	KTY23593-1R														
Avenis	CDT250, 2.0L Turbo Diesel FWD (01-06)	1CDFTV	KTY23535-1A																				
Chaser			KTY24009-1A				KTY24009-1C	KTY24009-1B	KTY24009-1R	KTY24009-1P					KTY20530-2E	KTY20530-2B		KTY23680-2E	KTY23680-2P				
Cresta	JZX90, JZX100, JZX110 (Pull-Type)	1JZ-GTE	KTY24009-1A				KTY24009-1C	KTY24009-1B	KTY24009-1R	KTY24009-1P					KTY20530-2E	KTY20530-2B		KTY23680-2E	KTY23680-2P				
Mark II			KTY24009-1A				KTY24009-1C	KTY24009-1B	KTY24009-1R	KTY24009-1P					KTY20530-2E	KTY20530-2B		KTY23680-2E	KTY23680-2P				
Soarer			KTY24009-1A				KTY24009-1C	KTY24009-1B	KTY24009-1R	KTY24009-1P					KTY20530-2E	KTY20530-2B		KTY23680-2E	KTY23680-2P				
Corolla / Sprinter	AE86 RWD	4A-GE	KTY22011-1A				KTY22011-1C	KTY22011-1B	KTY22011-1R			KTY18523-2E											
Corolla	AE92 FWD 1/91-	4A-GE	KTY22004-1A	KTY22004-1T			KTY22004-1C	KTY22004-1B	KTY22004-1R														
	AE101 / AE111 FWD	4A-GE	KTY22004-1A	KTY22004-1T			KTY22004-1C	KTY22004-1B	KTY22004-1R														
	ZZE122 1.8L FWD	1ZZFE	KTY22004-1A	KTY22004-1T			KTY22004-1C	KTY22004-1B	KTY22004-1R			KTY18521-2E											
	ZZE123, Sportivo 1.8L FWD	2ZZGE	KTY22014-1A				KTY22014-1C	KTY22014-1B	KTY22014-1R			KTY18522-2E											
MR2	AW11	4A-GE	KTY22006-1A				KTY22006-1C	KTY22006-1B	KTY22006-1R														
	SW20	3SGTE	KTY24006-1A				KTY24006-1C	KTY24006-1B	KTY24006-1R	KTY24006-1P		KTY18520-2E	KTY18520-2B		KTY20520-2E	KTY20520-2B							
Celica	GT4, ST185, ST205	3SGTE	KTY24006-1A				KTY24006-1C	KTY24006-1B	KTY24006-1R	KTY24006-1P		KTY18520-2E	KTY18520-2B		KTY20520-2E	KTY20520-2B							
	SX, ZR, 99-05 (6-Spd)	2ZZGE 1.8L 6 Speed	KTY22014-1A				KTY22014-1C	KTY22014-1B	KTY22014-1R														
Supra	JZA70 (5-Spd)	1JZ-GTE	KTY24009-1A				KTY24009-1C	KTY24009-1B	KTY24009-1R	KTY24009-1P					KTY20530-2E	KTY20530-2B		KTY23597-2E	KTY23597-2P	KTY23597-2G			
			KTY24009-1A				KTY24009-1C	KTY24009-1B	KTY24009-1R	KTY24009-1P					KTY20530-2E	KTY20530-2B		KTY23680-2E	KTY23680-2P	KTY23680-2G			
	JZA80 Non-Turbo (5-Spd) Suit Pressed Metal Fork	2JZ-GE	KTY24007-1A				KTY24007-1C	KTY24007-1B	KTY24007-1R									KTY23533-2E		KTY23533-2G			
	JZA80 Non-Turbo (5-Spd) Suit Cast Iron Fork		KTY24034-1A				KTY24034-1C	KTY24034-1B	KTY24034-1R														
	JZA80 Twin-Turbo (6-Spd)	2JZ-GTE	KTY25502-1A				KTY25502-1C	KTY25502-1B	KTY25502-1R						KTY20531-2E	KTY20531-2B		KTY23536-2E	KTY23536-2P	KTY23536-2G			
			KTY25502-1A				KTY25502-1C	KTY25502-1B	KTY25502-1R					KTY20682-2E	KTY20682-2B		KTY23682-2E	KTY23682-2P	KTY23682-2G				
	MA70 Turbo (5-Spd)	7M-GTE	KTY24020-1A				KTY24020-1C	KTY24020-1B	KTY24020-1R									KTY23683-2E		KTY23683-2G			
Vauxhall																							
Astra H Turbocharged (3/05-11/09)	Z20LEL 2.0L		KGM24637-1A							KGM24637-1R	KGM24637-1R												
Monaro	VXR -05	5.7L LS1	KGM30601-1A									KGM18630-2E	KGM18630-3E		KGM23630-2E	KGM23630-2P					KGM27630-2G		
			KGM28691-1A				KGM28691-1C	KGM28691-1B	KGM28691-1R			KGM18630-2E	KGM18630-3E		KGM23630-2E	KGM23630-2P					KGM27630-2G		
			KGM30602-1A									KGM18631-2E	KGM18631-3E		KGM23631-2E	KGM23631-2P					KGM27631-2G		
	VXR8 -12/11	6.0L LS2	KGM29692-1A					KGM29692-1B				KGM18631-2E	KGM18631-3E		KGM23631-2E	KGM23631-2P					KGM27631-2G		
				KGM28692-1A				KGM28692-1C	KGM28692-1B	KGM28692-1R			KGM18631-2E	KGM18631-3E		KGM23631-2E	KGM23631-2P					KGM27631-2G	
	VXR8 1/12-	6.2L LS3	KGM29694-1A															KGM23632-2E	KGM23632-2P			KGM27632-2G	

Vehicle	Model	Engine	Stage 1 Sprung Organic	Stage 1 Steel Backed Organic	Stage 1 Extra HD Sprung Organic	Stage 1 Rigid Organic	Stage 2 Cushioned Ceramic	Stage 2 Sprung Ceramic	Stage 2R	Stage 3 Carbon Race	184mm Ceramic				200mm Ceramic			230mm Twin-Plate		230mm Organic Twin Plate	250mm Organic Twin Plate		270mm Organic Twin Plate
											Single	Twin (Rigid)	Twin (Sprung)	Triple	Single	Twin Rigid	Twin Sprung	Ceramic	Carbon Blade		Twin Plate	Twin PLate Xhd	
Volkswagen																							
Golf	MK V (Type 5) 77KW model (Eng Code. BKC, BXE, BLS)	1.9L 8V DOHC (Turbo Diesel)	KVW23520-1A																				
Golf GTI	MK V (Type 5) 147KW model (Eng code. AXJ, BWA)	2.0L 16V DOHC (Turbo Petrol)	KVW24696-1A						KVW24696-1R	KVW24696-1P													
Golf GTI	MK VI (Type 6) 155KW model (Eng code. CCZB)	2.0L 16V DOHC (Petrol)	KVW24698-1A						KVW24698-1R	KVW24698-1P													
Golf R	MK VI (Type 6) 188KW model (Eng code. CDLC)	2.0L 16V DOHC (Turbo Petrol)	KVW24696-1A						KVW24696-1R	KVW24696-1P													
Golf GTI	MK VII (Type 7) 162KW, 169KW, 195KW (Eng code. CHHB, CHHA)	2.0L 16V DOHC (Petrol)	KVW24698-1A						KVW24698-1R	KVW24698-1P													
Polo GTI	141KW, (Eng code. DAJB) 4/2015-	2.0L 16V DOHC (Petrol)	KVW24698-1A						KVW24698-1R	KVW24698-1P													
Volvo																							
C30	T5, R-Design (3/07-) FWD Turbo	B5254T 2.5L	KFD24637-1A			KFD24637-1G			KFD24637-1R	KFD24637-1P													
S40	T5, R-Design, T5 S (6/04-) FWD Turbo	B5254T 2.5L	KFD24637-1A			KFD24637-1G			KFD24637-1R	KFD24637-1P													

If you don't see your vehicle listed or you have an enquiry relating to a listing in the catalogue, please call **1800 CLUTCH** (within Australia) or **+61 8 8300 5000** (international). You can also forward all enquiries to [sales@xtremeclutch.com.au](mailto:sales@xtremeclutch.com.au) Alternatively please visit [www.xtremeclutch.com](http://www.xtremeclutch.com) for further information.



# Performance Upgrade Kits



# STAGE 1 CLUTCH KITS



## Recommended for: Street Performance

Primarily designed for high performance road-going vehicles, Xtreme Clutch Stage 1 clutch kits deliver substantial increases in performance and power holding capabilities whilst retaining ease of drivability. These kits include an organic friction disc with rigid or sprung options available.

Stage 1 Kit Options	
Type of Kit	Description
-1A	Standard Organic
-1G	Rigid Solid Organic
-1T	Steel Backed Organic

### About -1T Kits

The 1T range of clutch kits offer organic friction material riveted directly to a steel backing plate, improving their overall burst strength in performance vehicles. The 1T range is ideal for performance vehicles that still require drivability on the street, but are often used for higher rpm launches where the clutch will be put to the ultimate test.



Vehicle	Model	Engine	Stage 1 Organic Sprung	Torque (Nm)	Stage 1 Steel Backed Plate Organic	Torque (Nm)	Stage 1 Rigid Solid Organic	Torque (Nm)	Special Notes
<b>Audi</b>									
S3	2.0L (Eng code. BHZ, BZC, CDLC) (2007-08/13)	2.0L 16V DOHC (Turbo Petrol)	KVW24696-1A	600					SMF Conversion Kit incl. C/moly F/W, CSC & P/P Bolts (Converts OE DMF Kit) (6-Bolt Flywheel) Uses Alloy Cover
TT	2.0L (Eng code. BWA, CB8B, CCZA, CDLB) (11/06-1/15)	2.0L 16V DOHC (Turbo Petrol)	KVW24696-1A	600					SMF Conversion Kit incl. C/moly F/W, CSC & P/P Bolts (Converts OE DMF Kit) (6-Bolt Flywheel) Uses Alloy Cover
<b>BMW</b>									
1M	E82 (6-Bolt Crank) 6/11-2/14	3.0L (N54B30)	KBM24566-1A	600					SMF Conversion Kit incl. C/moly F/W & P/P Bolts (Converts OE DMF Kit)
135i, 335i	E82-88, E90, E91, E92, E93 (8-Bolt Crank) -12/08	3.0L (N54B30)	KBM24565-1A	600					SMF Conversion Kit incl. C/moly F/W & P/P Bolts (Converts OE DMF Kit)
135i, 335i	E90, E91, E92, E93 (6-Bolt Crank) 1/09-	3.0L (N54B30A)	KBM24564-1A	600					SMF Conversion Kit incl. C/moly F/W & P/P Bolts (Converts OE DMF Kit)
	E30	2.3L (S14B23), 2.5L (S14B25)	KBM23011-1A	344					
M3	E36 (3/93-8/95) (10/95-6/00)	3.0L (S50B30), 3.2L (S50B32)	KBM24508-1A	477					SMF Conversion Kit incl. C/moly F/W & CSC (Converts OE DMF Kit)
	E46	3.2L (S54B32)	KBM24596-1A	477					SMF Conversion Kit incl. C/moly F/W & CSC (Converts OE DMF Kit)
Z3	E36	3.2L (S50B32)	KBM24508-1A	477					SMF Conversion Kit incl. C/moly F/W & CSC (Converts OE DMF Kit)
<b>Chevrolet</b>									
Camaro	Z28, Z28 SS, 5.7L V8 (98-02) 4th Gen.	LS1	KGM30601-1A	833					Complete Kit incl. C/moly F/W, CSC & P/P Bolts
	C4, 5.7L V8 (85-91)	L98	KCR28011-1A	701					Complete Kit incl. C/moly F/W, CSC & P/P Bolts
Corvette	C5, 5.7L V8 (97-04)	LS1	KCR30601-1A	833					Complete Kit incl. C/moly F/W, CSC & P/P Bolts
			KGM28691-1A	701					Complete Kit incl. C/moly F/W, CSC & P/P Bolts
<b>Chrysler</b>									
		215, 245, 265	KCY25502-1A	522					Complete Kit incl. C/moly F/W & P/P Bolts
			KCY25590-1A	522					Complete Kit incl. C/moly F/W & P/P Bolts (Single Plate 10" Conversion Upgrade Kit to replace OE Twin Plate)
Valiant	Charger R/T	318, 340	KCY25503WC-1A	522					Complete Kit incl. C/moly F/W, P/P Bolts & Bearing Carrier (Single Plate 10" Conversion Upgrade Kit to replace OE Twin Plate)
		360	KCY25504WC-1A	522					Complete Kit incl. C/moly F/W, P/P Bolts & Bearing Carrier (Single Plate 10" Conversion Upgrade Kit to replace OE Twin Plate)
<b>Citroen</b>									
Xsara	99-12/00	1.6L (TU5JP)	KCT20003-1A	293					
	8/98-6/00	1.8L (XU7JP)	KCT20002-1A	293					
<b>Ford</b>									
	EF/EL/AU 6CYL, XR6	4.0L	KFD26001-1A	431					
	EF/EL/AU 8CYL, XR8	5.0L	KFD27001-1A	556					
			KFD27404-1A	632					Kit incl. CSC
	BA/BF XR6 Turbo	Barra 4.0L	KFD27604-1A	632					Complete Kit incl. C/moly F/W & CSC
			KFD28680-1A	676					Complete Kit incl. C/moly F/W & CSC
	BA/BF XR8	BOSS 5.4L	KFD28620-1A	703					Complete Kit incl. C/moly F/W & CSC
Falcon	FG 6cyl		KFD27698-1A	632					Complete Kit incl. F/W, & CSC (Heavy Duty Non-SAC 270mm Clutch Kit)
		Barra 4.0L	KFD28481-1A	705					Kit incl. C/moly F/W & CSC (Heavy Duty Non-SAC 280mm Clutch Kit, suits OE Flywheel)
	FG XR6 Turbo		KFD28681-1A	705					Complete Kit incl. C/moly F/W & CSC (Heavy Duty Non-SAC 280mm Clutch Kit)
			KFD28482-1A	705					Kit incl. C/moly F/W & CSC (Heavy Duty Non-SAC 280mm Clutch Kit, suits OE Flywheel)
	FG XR8	BOSS 5.4L	KFD28682-1A	705					Complete Kit incl. C/moly F/W & CSC (Heavy Duty Non-SAC 280mm Clutch Kit)
	Sport 10/13-	ECOBOOST 1.0L	KFD22436-1A						Kit incl. CSC
Fiesta	ST	1.6L					KFD24639-1G	600	SMF Conversion Kit incl. C/moly F/W, CSC & P/P Bolts (Converts OE DMF Kit)
	XR4 (ST150)	2.0L	KFD22481-1A						Kit incl. CSC
	ST	ECOBOOST 2.0L	KFD24640-1A	600			KFD24640-1G	600	SMF Conversion Kit incl. C/moly F/W, CSC & P/P Bolts (Converts OE DMF Kit)
Focus	ST TURBO	B5254T 2.5L	KFD24637-1A	600			KFD24637-1G	600	SMF Conversion Kit incl. C/moly F/W, CSC & P/P Bolts (Converts OE DMF Kit)

Vehicle	Model	Engine	Stage 1 Organic Sprung	Torque (Nm)	Stage 1 Steel Backed Plate Organic	Torque (Nm)	Stage 1 Rigid Solid Organic	Torque (Nm)	Special Notes
<b>Ford</b>									
	XR5	B5254T 2.5L	KFD24637-1A	600			KFD24637-1G	600	SMF Conversion Kit incl. C/moly F/W, CSC & P/P Bolts (Converts OE DMF Kit)
	RS Mk 1 (10/02-11/04)	HMDA 2.0L	KFD24660-1A						Kit incl. C/moly F/W, CSC & P/P Bolts (Also available excl. F/W & CSC)
Focus	RS Mk 2 (9/10-6/12)	B5254T 2.5L	KFD24637-1A	600			KFD24637-1G	600	SMF Conversion Kit incl. C/moly F/W, CSC & P/P Bolts (Converts OE DMF Kit)
	RS Mk 3 (2016-)	ECOBOOST 2.3L	KFD24640-1A	600			KFD24640-1G	600	SMF Conversion Kit incl. C/moly F/W, CSC & P/P Bolts (Converts OE DMF Kit)
Laser	KF/KH 1.8L Petrol Turbo 4WD incl. TX3	BPT	KFD23012-1A	290					
Mustang SN-95 (Fourth Gen.)	GT, SVT Cobra, Petrol V8 (96-01)	Modular 4.6L	KFD28015-1A	700					
Mustang S-197 (Fifth Gen.)	GT, Petrol V8 w/TR3650 Transmission (05-09)	Modular 4.6L	KFD28421-1A	700					Kit incl. CSC
Mustang S550 (Sixth Gen.)	ECOBOOST, Turbo Petrol (8/14-)	ECOBOOST 2.3L	KFD24682-1A	600					SMF Conversion Kit incl. C/moly F/W, CSC & P/P Bolts (Converts OE DMF Kit)
<b>FPV</b>									
F6, Typhoon, Tornado	BA XR6T (10/04-9/05)	Barra 4.0L	KFD27680-1A	632					Complete Kit incl. C/moly F/W & CSC
GT, GT-P, Pursuit, Super Pursuit	BA XR8 / BOSS 290 (3/03-9/05)	BOSS 5.4L	KFD28620-1A	703					Complete Kit incl. C/moly F/W & CSC
F6, Force 6, Typhoon, Tornado	BF XR6T (10/05-5/08)	Barra 4.0L	KFD27680-1A	632					Complete Kit incl. C/moly F/W & CSC
GT-P, Pursuit, Super Pursuit	BF XR8 / BOSS 290/302 (10/05-5/08)	BOSS 5.4L	KFD28620-1A	703					Complete Kit incl. C/moly F/W & CSC
F6, F6-E	FG XR6T (6/08-)	Barra 4.0L	KFD28681-1A	703					Complete Kit incl. C/moly F/W & CSC (280mm Upgrade Clutch Kit)
GS, GT, GT-E, GT-P, Pursuit, Super Pursuit	FG XR8 / BOSS 302/315 (6/08-9/10)	BOSS 5.4L	KFD28682-1A	703					Complete Kit incl. C/moly F/W & CSC
<b>Holden</b>									
Astra	SRI, Turbocharged (6/06-3/10)	Z20LER 2.0L	KGM24637-1A						SMF 240mm Conversion Kit incl. C/moly F/W, CSC & P/P Bolts (Converts OE DMF Kit)
	VS S2-VY S3	3.8L / Ecotec	KGM24520-1A	334					SMF Conversion Kit incl. C/moly F/W, P/P & F/W Bolts (Converts OE DMF Kit)
	VZ-VE	Alloytech 3.6L	KGM26630-1A	485					SMF Conversion Kit incl. C/moly F/W, P/P & F/W Bolts (Converts OE DMF Kit)
	VT S2-VZ V8 incl. Berlina, SS, SS-Z, SV8 (6/99-1/07)	LS1 (GENIII)	KGM30601-1A	833					Complete Kit incl. C/moly F/W, CSC & P/P Bolts
	VZ V8, SS, SS Thunder, 6.0L with T56 Transmission	LS2 (L98)	KGM28691-1A	701					Complete Kit incl. C/moly F/W, CSC & P/P Bolts (Heavy Duty Non-SAC 280mm Clutch Kit)
			KGM30602-1A	833					Complete Kit incl. C/moly F/W, CSC & P/P Bolts
	VE S1 incl. Berlina, SS, SS-V (8/06-8/10)	LS2 / LS3 (L98)	KGM29692-1A	874					Complete Kit incl. C/moly F/W, CSC & P/P Bolts (Heavy Duty Non-SAC 290mm Clutch Kit)
Commodore			KGM28692-1A	700					Complete Kit incl. C/moly F/W, CSC & P/P Bolts (Heavy Duty Non-SAC 280mm Clutch Kit)
			KGM30602-1A	833					Complete Kit incl. C/moly F/W, CSC & P/P Bolts
	VE S2 (6/09-8/10)	LS3 (L98)	KGM29692-1A	874					Complete Kit incl. C/moly F/W, CSC & P/P Bolts (Heavy Duty Non-SAC 290mm Clutch Kit)
			KGM28692-1A	700					Complete Kit incl. C/moly F/W, CSC & P/P Bolts (Heavy Duty Non-SAC 280mm Clutch Kit)
	VE S2 incl. Berlina, SS, SS-V, Sportswagon (9/10-12/11)	LS3 (L77)	KGM29693-1A	985					Complete Kit incl. C/moly F/W, CSC & P/P Bolts (Heavy Duty Non-SAC 290mm Clutch Kit)
	VE incl. Berlina, SS, SS-V, Sportswagon (1/12-4/13)	LS3 (L77)	KGM29694-1A	985					SMF Conversion Kit incl. C/moly F/W, CSC, P/P & F/W Bolts (Converts OE DMF Kit)
	VF incl. SS, SS-V, Sportswagon (5/13-)	LS3 (L77)	KGM29694-1A	985					SMF Conversion Kit incl. C/moly F/W, CSC, P/P & F/W Bolts (Converts OE DMF Kit)
			KGM30601-1A	833					Complete Kit incl. C/moly F/W, CSC & P/P Bolts
Monaro	CV8 (12/01-12/05)	LS1 (GENIII)	KGM28691-1A	701					Complete Kit incl. C/moly F/W, CSC & P/P Bolts (Heavy Duty Non-SAC 280mm Clutch Kit)

Vehicle	Model	Engine	Stage 1 Organic Sprung	Torque (Nm)	Stage 1 Steel Backed Plate Organic	Torque (Nm)	Stage 1 Rigid Solid Organic	Torque (Nm)	Special Notes
<b>Honda</b>									
	EK4/9 VTIr, SiR, Si, Type R	B16A/B	KHN22007-1A	306					
	EF9	B16A	KHN22003-1A	306					
Civic	EP3	K20A	KHN22022-1A	355					
	Type R FK2, VTEC 2.0L Turbo Petrol (2015-)	K20C1	KHN24537-1A	600					SMF Conversion Kit incl. C/moly F/W & P/P Bolts (Converts OE DMF Kit)
CRX	FWD 1.6L (84-87)	D16A	KHN20003-1A	215					21 Spline Plate
			KHN20004-1A	215					20 Spline Plate
Fit (Jazz)	GD3/GD8 1.5L (12/02-1/09)	L15A	KHN21506-1A	267					Complete Kit incl. C/moly F/W (212mm Upgrade)
	GK5 1.5L 7/14-	L15Z	KHN20009-1A	220					
	DC2, Type R	B18C	KHN22005-1A	306					Supercedes KHN22023-1*
Integra	DCS, Type R, Type S, (6-Spd)	K20A	KHN22022-1A	335					
	DCS, (5-Spd)	K20A	KHN22025-1A						
Prelude	4WS, Type S, SiR, Xi 2.2L (91-02)	H22A	KHN22009-1A	300					KHN22009-1T 300
	S2000	AP1/2	F20C	KHN21005-1A	472				
<b>HSV</b>									
			KGM30601-1A	833					Complete Kit incl. C/moly F/W, CSC & P/P Bolts
Clubsport/R8, Coupe, GTS, Maloo/R8, Senator	VT-VZ V8 (6/99-1/07)	LS1 (GENIII)	KGM30691-1A	751					Complete Kit incl. C/moly F/W, CSC & P/P Bolts (Heavy Duty Non-SAC 300mm Clutch Kit)
			KGM28691-1A	701					Complete Kit incl. C/moly F/W, CSC & P/P Bolts (Heavy Duty Non-SAC 280mm Clutch Kit)
			KGM30602-1A	833					Complete Kit incl. C/moly F/W, CSC & P/P Bolts
Clubsport R8, GTS, Maloo R8, Senator	VE V8 (8/06-3/08)	LS2 / LS3 (L98)	KGM29692-1A	874					Complete Kit incl. C/moly F/W, CSC & P/P Bolts (Heavy Duty Non-SAC 290mm Clutch Kit)
			KGM28692-1A	700					Complete Kit incl. C/moly F/W, CSC & P/P Bolts (Heavy Duty Non-SAC 280mm Clutch Kit)
			KGM30602-1A	833					Complete Kit incl. C/moly F/W, CSC & P/P Bolts
Clubsport R8, GTS, Maloo R8, Senator	VE V8 (4/08-2/10)	LS3 (L98)	KGM29692-1A	874					Complete Kit incl. C/moly F/W, CSC & P/P Bolts (Heavy Duty Non-SAC 290mm Clutch Kit)
			KGM28692-1A	700					Complete Kit incl. C/moly F/W, CSC & P/P Bolts (Heavy Duty Non-SAC 280mm Clutch Kit)
	W427	VE V8 (7/08-9/09)	LS7	KGM29693-1A	985				Complete Kit incl. C/moly F/W, CSC & P/P Bolts (Heavy Duty Non-SAC 290mm Clutch Kit)
	Clubsport R8, GTS, Maloo GXP / R8, Senator	VE V8 (2/10-8/11)	LS3 (L98)	KGM29693-1A	985				Complete Kit incl. C/moly F/W, CSC & P/P Bolts (Heavy Duty Non-SAC 290mm Clutch Kit)
	Clubsport GXP/R8, GTS, Maloo GXP / R8, Senator	VE V8 (9/11-5/13)	LS3 (L98)	KGM29694-1A	985				SMF Conversion Kit incl. C/moly F/W, CSC, P/P & F/W Bolts (Converts OE DMF Kit)
	Clubsport/R8, GTS Maloo, Maloo R8, Senator	VF V8 (6/13-)	LS3 (L98)	KGM29694-1A	985				SMF Conversion Kit incl. C/moly F/W, CSC, P/P & F/W Bolts (Converts OE DMF Kit)
<b>Hyundai</b>									
Veloster	1.6L Petrol FWD (2/12-)	G4FD	KHD22015-1A	218					
<b>Lexus</b>									
	2.0L Petrol RWD GXE10R (3/99-10/05)	1GFE	KLX23591-1A	299					SMF Conversion Kit incl. C/moly F/W (Converts OE DMF Kit)
IS200	2.0L Petrol RWD SXE10R (98-04)	3SGE	KTY23593-1A	301					SMF Conversion Kit incl. C/moly F/W (Converts OE DMF Kit)
<b>Mazda</b>									
3 MPS	2.3L Turbo Petrol (7/07-1/14)	L3	KMZ24530-1A	600					SMF 240mm Conversion Kit incl. C/moly F/W, CSC & P/P Bolts (Converts OE DMF Kit)
6 MPS	2.3L Turbo Petrol (10/05-1/08)	L3	KMZ24530-1A	600					SMF 240mm Conversion Kit incl. C/moly F/W & P/P Bolts (Converts OE DMF Kit)
626	FS 2.0L (92-02)	FS	KMZ23006-1A	300					
	BF 1.6L Petrol Turbo 4WD	B6T	KFD23003-1A	278					
Familia	BG 1.8L Petrol Turbo 4WD incl. GT, GT-X	BPT	KFD23012-1A	290					
	NA6C 1.6L	B6ZE	KMZ20002-1A	210					
MXS	NA8C 1.8L	BP	KMZ22006-1A	300					
	NB, NB8C, Petrol Turbo model incl.	BP, BPT	KMZ22015-1A	300					



Vehicle	Model	Engine	Stage 1 Organic Sprung	Torque (Nm)	Stage 1 Steel Backed Plate Organic	Torque (Nm)	Stage 1 Rigid Solid Organic	Torque (Nm)	Special Notes
Mazda									
	NC, NCEC (6-Speed)	LFDE 2.0L	KMZ23017-1A	400					
	NC, NCEC (5-Speed)		KMZ23027-1A	400					
MX5	ND, Petrol 96kw model (8/15-)	PS14 1.5L							*Coming soon
	ND, Petrol 118kw model 2.0L (8/15-)	PE-VPS							*Coming soon
RX7	FC3S	13B-T	KMZ24004-1A	445					
	FD3S	13B	KMZ24002-1A	482					
RX8	SE3P	13B	KMZ24005-1A	445					
Mini									
Cooper	Clubman, Cabrio, JCW, Petrol Turbocharged R55-59	1.6L (N14B6A)	KMC23540-1A	375					SMF Conversion Kit incl. C/moly F/W (Converts OE DMF Kit)
	Clubman, Cabrio, JCW, Petrol Turbocharged R55-57	1.6L (N14B6A)	KMC23540-1A	375					SMF Conversion Kit incl. C/moly F/W (Converts OE DMF Kit)
Cooper S	Cabrio, JCW, Petrol Supercharged R52-53 (5/02-2/07)	1.6L (W11B16)	KMC22591-1A	312					SMF Conversion Kit incl. C/moly F/W (Converts OE DMF Kit)
			KMC22091-1A	310					Service Kit to suit SMF Conversion (KMC22591-1*)
Mitsubishi									
Colt	Ralliart, Turbo 04-	4G15T	KMI22015-1A	297					
Eclipse (USA)	3.0L V6 model, 2001-05	6G72	KMI24003-1A	440					
FTO	2.0L V6 model (10/94-8/01)	6A12	KMI23024-1A	413					
GTO	Twin Turbo 3.0L Petrol (10/90-8/01)	6G72T	KMI25003-1A	467					
Lancer GSR	CC model	4G93T	KMI23020-1A	413					
	EVO 1, 2, 3	4G63T (7 Bolt crank)	KMI23014-1A	413					(7 Bolt crank)
	EVO 1, 2, 3	4G63T (6 Bolt crank)	KMI23014-1A	413					(6 Bolt crank)
Lancer EVO	EVO 4, 5, 6	4G63T	KMI23022-1A	512					
			KMI24522-1A	656					Complete Kit incl. C/moly F/W (240mm Conversion)
	EVO 7, 8, 9		KMI24010-1A	656	KMI24010-1T	656			
	EVO X	4B11T	KMI24011-1A	656	KMI24011-1T	656			
Nissan									
180SX		SR20DET	KNI24003-1A	375	KNI24003-1T	375			
		CA18DET	KNI23009-1A	330					
240Z / 260Z	L Series 1975- onwards	L24	KNI23005-1A	310					
Cefiro	A31	RB20DET	KNI24007-1A	375					
Fairlady/300ZX	Z32 Twin Turbo	VG30DETT	KNI26002-1A	624					
Juke	F15, 1.6L Turbo Petrol (11/10-)	MR16DDT	KNI24641-1A						SMF Conversion Kit incl. C/moly F/W (Converts OE DMF Kit)
Primera	P12 Non-Turbo Petrol	SR20VE	KNI23527-1A	280					SMF Conversion Kit incl. C/moly F/W (Converts OE DMF Kit)
Pulsar (FWD)	N14 2.0L, inc. SSS	SR20DE	KNI22002-1A	295					
	N15 2.0L, inc. SSS		KNI22002-1A	295					
	N16 1.8L	QG18DE	KNI22002-1A	295					
	B17/C12, 1.6L Turbo Petrol (6/13-)	MR16DDT	KNI24641-1A						SMF Conversion Kit incl. C/moly F/W (Converts OE DMF Kit)
Pulsar GTiR	4WD, 2.0L Turbo Petrol	SR20DET	KNI24011-1A	374					
	S13	SR20DET	KNI24003-1A	375	KNI24003-1T	375			
Silvia	S13	CA18DET	KNI23009-1A	330					
	S14	SR20DET	KNI24003-1A	375	KNI24003-1T	375			
Silvia / 200SX	S15	SR20DET	KNI24540-1A	375					SMF Conversion Kit incl. C/moly F/W (Converts OE DMF Kit)
	R31	RB30DE/T	KNI24007-1A	375					
	R32 GTS, GTS-T	RB20DET	KNI24007-1A	375					
Skyline	R33 GTS-T	RB25DET	KNI24007-1A	375					
	R34 GT-T (Pull-Type)	RB25DET	KNI25003-1A	610					

Vehicle	Model	Engine	Stage 1 Organic Sprung	Torque (Nm)	Stage 1 Steel Backed Plate Organic	Torque (Nm)	Stage 1 Rigid Solid Organic	Torque (Nm)	Special Notes
Nissan									
	BNR32 GTR Early model (Push-Type)	RB26DETT	KNI24007-1A	375					
Skyline GTR	BNR32 GTR Late model (Pull-Type)	RB26DETT	KNI25003-1A	610					
	BCNR33 GTR	RB26DETT	KNI25003-1A	610					
	BNR34 GTR	RB26DETT	KNI25515-1A	610					SMF Conversion Kit incl. C/moly F/W (Converts OE DMF Kit)
Stagea	C34	RB25DET	KNI25003-1A	610					
	Z33 (1/02-3/07)	VQ35DE	KNI25525-1A	617					SMF Conversion Kit incl. C/moly F/W (Converts OE DMF Kit)
350Z	Z33 (4/07-4/09)	VQ35HR	KNI25688-1A	617					SMF Conversion Kit incl. C/moly F/W, CSC & P/P Bolts (Converts OE DMF Kit)
370Z	Z34	VQ37VHR	KNI25688-1A	617					SMF Conversion Kit incl. C/moly F/W, CSC & P/P Bolts (Converts OE DMF Kit)
Peugeot									
	1.6L 84-88	XU5J	KPU20002-1A	234					
205	1.6L 88-94	XU5J	KPU20001-1A	234					
	1.9L Rallye / GTI / 1.6L Gti	XU5J	KPU20001-1A	234					
206	2.0L Gti	EW10J4S	KPU23001-1A						
	306 1.8L STYLE, XR/XT 7/97-10/00	XU7JP4	KCT20002-1A	234					
	307 1.6L 12/01-04	TU5JP4	KCT20003-1A	234					
Porsche									
	3.0L Petrol RWD (1975-12/83)	930	KPR23010-1A	428					
911	3.2L Turbo Petrol RWD (11/77-12/85)	930	KPR24004-1A	809					
930	Carrera, 3.0L Turbo Petrol RWD (11/75-1977)	930	KPR24003-1A	809					
Renault									
	RS 250 11/10-07/12	F4R.874	KRE24616-1A	600	KRE24616-1G	600			SMF Conversion Kit incl. C/moly F/W, CSC & P/P Bolts (Converts OE DMF Kit)
Megane	RS 265, Red Bull RB8 LE 8/12-7/15	F4R.874	KRE24616-1A	600	KRE24616-1G	600			SMF Conversion Kit incl. C/moly F/W, CSC & P/P Bolts (Converts OE DMF Kit)
	RS 275, Trophy, Cup Premium, Trophy-R 9/14-	F4RM	KRE24616-1A	600	KRE24616-1G	600			SMF Conversion Kit incl. C/moly F/W, CSC & P/P Bolts (Converts OE DMF Kit)
Skoda									
Octavia RS	Eng Code. CCZA 2.0L Turbo Petrol 147KW (3/09-)	CCZA	KVW24696-1A	600					SMF Conversion Kit incl. C/moly F/W, CSC & P/P Bolts (Converts OE DMF Kit)
Subaru									
BRZ	Z1	FA20	KSU23012-1A	373					
			KSU23012-1AX	460					
Impreza	WRX (5-Spd) GC8, GF8, GDA, GGA	EJ20T	KSU23006-1A	554					
	WRX STI (6-Spd) GDB, GGB, GRB, GVB	EJ20T / EJ25T	KSU24001-1A	572	KSU24001-1T	572			
	WRX 2.5L (10/05-) GDA	EJ205	KSU23015-1A	472					
	WRX 2.0L (3/14-) GK6, GK8	FB20	KSU23015-1A	472					
Forester	SFS / SG5 Petrol Turbo	EJ20T	KSU23006-1A	554					
	SG9, XT	EJ25T	KSU23015-1A	472					
	RS Turbo	EJ20G	KSU23006-1A	554					
	B4 Twin Turbo	EJ206 / EJ208	KSU23006-1A	554					
Liberty (Legacy)	GT Turbo	EJ20Y	KSU24530-1A	472					SMF Conversion Kit incl. C/moly F/W (Converts OE DMF Kit)
	GT, GT-B STI Turbo	EJ255	KSU23006-1A	554					
	3.0L	EZ30R	KSU24005-1A	528					
Suzuki									
	Sport 1.6L (05-11)	M16A	KSZ20005-1A	212					
Swift	inc. Sport 1.5L (03-11)	M15A	KSZ19009-1A	236					
	Sport 1.6L (12-)	M16A	KSZ20406-1A	260					Kit incl. CSC
SX4	1.6L (7/06-)	M16A	KSZ20409-1A						Kit incl. CSC

Vehicle	Model	Engine	Stage 1 Organic Sprung	Torque (Nm)	Stage 1 Steel Backed Plate Organic	Torque (Nm)	Stage 1 Rigid Solid Organic	Torque (Nm)	Special Notes
Toyota									
86	GT, GTS	4UGSE	KSU23012-1A	373					
			KSU23012-1AX	460					
Altezza	SXE10	3SGE	KTY23593-1A	332					SMF Conversion Kit incl. C/moly F/W (Converts OE DMF Kit)
Avensis	CDT250, 2.0L Turbo Diesel FWD (01-06)	1CDFTV	KTY23535-1A	340					SMF Conversion Kit incl. C/moly F/W (Converts OE DMF Kit)
Chaser			KTY24009-1A	562					
Cresta	JZX90, JZX100, JZX110 (Pull-Type)	1JZ-GTE	KTY24009-1A	562					
Mark II			KTY24009-1A	562					
Soarer			KTY24009-1A	562					
Corolla/Sprinter	AE86 RWD	4A-GE	KTY22011-1A	258					
	AE92 FWD 1/91-	4A-GE	KTY22004-1A	258	KTY22004-1T	258			
	AE101 / AE111 FWD	4A-GE	KTY22004-1A	258	KTY22004-1T	258			
Corolla	ZZE122 1.8L FWD	1ZZFE	KTY22004-1A	258	KTY22004-1T	258			
	ZZE123, Sportivo 1.8L FWD	2ZZGE	KTY22014-1A	258					
MR2	AW11	4A-GE	KTY22006-1A	258					
	SW20	3SGTE	KTY24006-1A	418					
Celica	GT4, ST185, ST205	3SGTE	KTY24006-1A	418					
	SX, ZR, 99-05 (6-Spd)	2ZZGE 1.8L 6 Speed	KTY22014-1A	258					
	JZA70 (5-Spd)	1JZ-GTE	KTY24009-1A	562					Pull-Type Clutch
	JZA80 Non-Turbo (5-Spd) Suit Pressed Metal Fork		KTY24007-1A	367					Push-Type Clutch (Suit Pressed Metal Fork)
Supra	JZA80 Non-Turbo (5-Spd) Suit Cast Iron Fork	2JZ-GE	KTY24034-1A						Push-Type Clutch (Suit Cast Iron Fork)
	JZA80 Twin-Turbo (6-Spd)	2JZ-GTE	KTY25502-1A	609					SMF Conversion Kit incl. C/moly F/W, F/W & P/P Bolts (Converts OE DMF Kit)
	MA70 Turbo (5-Spd)	7M-GTE	KTY24020-1A	562					Pull-Type Clutch
Vauxhall									
Astra H	Turbocharged (3/05-11/09)	Z20LEL 2.0L	KGM24637-1A						SMF 240mm Conversion Kit incl. C/moly F/W, CSC & P/P Bolts (Converts OE DMF Kit)
			KGM30601-1A	833					Complete Kit incl. C/moly F/W, CSC & P/P Bolts
	VXR-05	5.7L LS1	KGM28691-1A	701					Complete Kit incl. C/moly F/W, CSC & P/P Bolts (Heavy Duty Non-SAC 280mm Clutch Kit)
			KGM30602-1A	833					Complete Kit incl. C/moly F/W, CSC & P/P Bolts
Monaro	VXR8 -12/11	6.0L LS2	KGM29692-1A	874					Complete Kit incl. C/moly F/W, CSC & P/P Bolts (Heavy Duty Non-SAC 290mm Clutch Kit)
			KGM28692-1A	700					Complete Kit incl. C/moly F/W, CSC & P/P Bolts (Heavy Duty Non-SAC 280mm Clutch Kit)
	VXR8 1/12-	6.2L LS3	KGM29694-1A	985					SMF Conversion Kit incl. C/moly F/W, CSC, P/P & F/W Bolts (Converts OE DMF Kit)
Volkswagen									
Golf	MK V (Type 5) 77KW model (Eng Code. BKC, BXE, BLS)	1.9L 8V DOHC (Turbo Diesel)	KVW23520-1A						SMF Conversion Kit incl. C/moly F/W, CSC, P/P & F/W Bolts (Converts OE DMF Kit)
Golf GTI	MK V (Type 5) 147KW model (Eng code. AXX, BWA)	2.0L 16V DOHC (Turbo Petrol)	KVW24696-1A	600					SMF Conversion Kit incl. C/moly F/W, CSC & P/P Bolts (Converts OE DMF Kit) (6-Bolt Flywheel) Uses Alloy Cover
Golf GTI	MK VI (Type 6) 155KW model (Eng code. CCZB)	2.0L 16V DOHC (Petrol)	KVW24698-1A	600					SMF Conversion Kit incl. C/moly F/W, CSC & P/P Bolts (Converts OE DMF Kit) (8-Bolt Flywheel) Uses Alloy Cover
Golf R	MK VI (Type 6) 188KW model (Eng code. CDLC)	2.0L 16V DOHC (Turbo Petrol)	KVW24696-1A	600					SMF Conversion Kit incl. C/moly F/W, CSC & P/P Bolts (Converts OE DMF Kit) (6-Bolt Flywheel) Uses Alloy Cover
Golf GTI	MK VII (Type 7) 162KW, 169KW, 195KW (Eng code. CHHB, CHHA)	2.0L 16V DOHC (Petrol)	KVW24698-1A	600					SMF Conversion Kit incl. C/moly F/W, CSC & P/P Bolts (Converts OE DMF Kit) (8-Bolt Flywheel) Uses Alloy Cover
Polo GTI	141KW, (Eng code. DAJB) 4/2015-	2.0L 16V DOHC (Petrol)	KVW24698-1A	600					SMF Conversion Kit incl. C/moly F/W, CSC & P/P Bolts (Converts OE DMF Kit) (8-Bolt Flywheel) Uses Alloy Cover
Volvo									
C30	T5, R-Design (3/07-) FWD Turbo	B5254T 2.5L	KFD24637-1A	600			KFD24637-1G	600	SMF Conversion Kit incl. C/moly F/W, CSC & P/P Bolts (Converts OE DMF Kit)
S40	T5, R-Design, T5 S (6/04-) FWD Turbo	B5254T 2.5L	KFD24637-1A	600			KFD24637-1G	600	SMF Conversion Kit incl. C/moly F/W, CSC & P/P Bolts (Converts OE DMF Kit)



Part number: KMZ24530-1A

If you don't see your vehicle listed or you have an enquiry relating to a listing in the catalogue, please call **1800 CLUTCH** (within Australia) or **+61 8 8300 5000** (international). You can also forward all enquiries to [sales@xtremeclutch.com.au](mailto:sales@xtremeclutch.com.au) Alternatively please visit [www.xtremeclutch.com](http://www.xtremeclutch.com) for further information.

# STAGE 1X CLUTCH KITS



Vehicle	Model	Engine	Stage 1X Extra Heavy Duty	Torque (Nm)	Special Notes
Ford					
Falcon	EF/EL/AU 6CYL, XR6	4.0L	KFD26001-1AX	660	
Nissan					
180SX		SR20DET	KNI24003-1AX	493	
Silvia	S13	SR20DET	KNI24003-1AX	493	
Silvia	S14	SR20DET	KNI24003-1AX	493	
Silvia / 200SX	S15	SR20DET	KNI24540-1AX	376	SMF Conversion Kit incl. C/moly F/W (Converts OE DMF Kit)
	R31	RB30DE/T	KNI24001-1AX	493	
Skyline	R32 GTS, GTS-T	RB20DET	KNI24001-1AX	493	
	R33 GTS-T	RB25DET	KNI24001-1AX	493	
Skyline GTR	BNR32 GTR Early model (Push-Type)	RB26DETT	KNI24001-1AX	493	
Subaru					
Impreza	WRX (5-Spd) GC8, GF8, GDA, GGA	EJ20T	KSU23006-1AX	556	
	WRX STI (6-Spd) GDB, GGB, GRB, GVB	EJ20T / EJ25T	KSU24001-1AX	688	
Forester	SF5 / SG5 Petrol Turbo	EJ20T	KSU23006-1AX	556	
	RS Turbo	EJ20G	KSU23006-1AX	556	
Liberty (Legacy)	B4 Twin Turbo	EJ206 / EJ208	KSU23006-1AX	556	
	GT, GT-B STI Turbo	EJ255	KSU23006-1AX	556	

If you don't see your vehicle listed or you have an enquiry relating to a listing in the catalogue, please call **1800 CLUTCH** (within Australia) or **+61 8 8300 5000** (international). You can also forward all enquiries to [sales@xtremeclutch.com.au](mailto:sales@xtremeclutch.com.au) Alternatively please visit [www.xtremeclutch.com](http://www.xtremeclutch.com) for further information.

## Recommended for: Street Performance

Xtreme Clutch Stage 1 X performance clutch kits have been designed for the next level of organic friction performance and provide further clamp load for high powered street applications.

## XTREME MERCHANDISE

### HOODIES



For further information on the Xtreme Clutch apparel range please call **1800 CLUTCH** or visit [www.xtremeclutch.com](http://www.xtremeclutch.com)

Stage 1 Kit Options	
Type of Kit	Description
-1AX	Extra Heavy Duty (XHD)



## STAGE 2 CERAMIC CLUTCH KITS



Recommended for: Street and Track use

Xtreme Clutch utilises the latest ceramic technology in their Stage 2 performance kits. The kits are available in either a cushioned or a sprung style button friction disc. Mated to a high performance pressure plate, the stage 2 clutch is recommended for road and track vehicles requiring a higher level of power holding and heat capacity.

### Stage 2 Kit Options

Type of Kit	Description
-1C	Cushioned Ceramic
-1B	Sprung Ceramic



Vehicle	Model	Engine	Stage 2 Cushioned Ceramic	Torque (Nm)	Stage 2 Sprung Ceramic	Torque (Nm)	Special Notes
<b>BMW</b>							
318IS, TI	E36	1.8L (M42B18), 1.9L (M44B19)	KBM23540-1C	531			SMF Conversion Kit incl. C/moly F/W & CSC (Converts OE DMF Kit)
M3	E30	2.3L (S14B23), 2.5L (S14B25)	KBM23011-1C	531	KBM23011-1B	521	
M3	E36 (3/93-8/95) (10/95-6/00)	3.0L (S50B30), 3.2L (S50B32)			KBM24508-1B	722	SMF Conversion Kit incl. C/moly F/W & CSC (Converts OE DMF Kit)
M3	E46	3.2L (S54B32)			KBM24596-1B	722	SMF Conversion Kit incl. C/moly F/W & CSC (Converts OE DMF Kit)
Z3	E36	3.2L (S50B32)			KBM24508-1B	722	SMF Conversion Kit incl. C/moly F/W & CSC (Converts OE DMF Kit)
<b>Chevrolet</b>							
Camaro	Z28, Z28 SS, 5.7L V8 (98-02) 4th Gen.	LS1	KGM28691-1C	1062	KGM28691-1B	1062	Complete Kit incl. C/moly F/W, CSC & P/P Bolts
Corvette	C5, 5.7L V8 (97-04)	LS1	KGM28691-1C	1062	KGM28691-1B	1062	Complete Kit incl. C/moly F/W, CSC & P/P Bolts
<b>Chrysler</b>							
		215, 245, 265	KCY25502-1C	790	KCY25502-1B	790	Complete Kit incl. C/moly F/W & P/P Bolts
			KCY25590-1C	790	KCY25590-1B	790	Complete Kit incl. C/moly F/W & P/P Bolts (Single Plate 10" Conversion Upgrade Kit to replace OE Twin Plate)
Valiant	Charger R/T	318, 340	KCY25503WC-1C	790	KCY25503WC-1B	790	Complete Kit incl. C/moly F/W, P/P Bolts & Bearing Carrier (Single Plate 10" Conversion Upgrade Kit to replace OE Twin Plate)
		360	KCY25504WC-1C	790	KCY25504WC-1B	790	Complete Kit incl. C/moly F/W, P/P Bolts & Bearing Carrier (Single Plate 10" Conversion Upgrade Kit to replace OE Twin Plate)
<b>Citroen</b>							
	99-12/00	1.6L (TU5JP)			KCT20003-1B	355	
Xsara	8/98-6/00	1.8L (XU7JP)			KCT20002-1B	355	
<b>Ford</b>							
	EF/EL/AU 6CYL, XR6	4.0L	KFD26001-1C	651	KFD26001-1B	651	
	EF/EL/AU 8CYL, XR8	5.0L	KFD27001-1C	841	KFD27001-1B	841	
			KFD27404-1C	956	KFD27404-1B	956	Kit incl. CSC
	BA/BF XR6 Turbo	Barra 4.0L	KFD27604-1C	956	KFD27604-1B	956	Complete Kit incl. C/moly F/W & CSC
Falcon			KFD28680-1C	1022	KFD28680-1B	1022	Complete Kit incl. C/moly F/W & CSC
	BA/BF XR8	BOSS 5.4L	KFD28620-1C	1064	KFD28620-1B	1064	Complete Kit incl. C/moly F/W & CSC
	FG 6cyl	Barra 4.0L	KFD27698-1C	957	KFD27698-1B	957	Complete Kit incl. F/W, & CSC (Heavy Duty Non-SAC 270mm Clutch Kit)
	FG XR6 Turbo		KFD28681-1C	1067	KFD28681-1B	1067	Complete Kit incl. C/moly F/W & CSC (Heavy Duty Non-SAC 280mm Clutch Kit)
	FG XR9	BOSS 5.4L	KFD28682-1C	1067	KFD28682-1B	1067	Complete Kit incl. C/moly F/W & CSC (Heavy Duty Non-SAC 280mm Clutch Kit)
Laser	KF/KH 1.8L Petrol Turbo 4WD incl. TX3	BPT	KFD23012-1C	440	KFD23012-1B	440	
Mustang SN-95 (Fourth Gen.)	GT, SVT Cobra, Petrol V8 (96-01)	Modular 4.6L	KFD28015-1C		KFD28015-1B		
<b>FPV</b>							
F6, Typhoon, Tornado	BA XR6T (10/04-9/05)	Barra 4.0L	KFD27680-1C	957			Complete Kit incl. C/moly F/W & CSC
GT, GT-P, Pursuit, Super Pursuit	BA XR8 / BOSS 290 (3/03-9/05)	BOSS 5.4L	KFD28620-1C	1064	KFD28620-1B	1064	Complete Kit incl. C/moly F/W & CSC
F6, Force 6, Typhoon, Tornado	BF XR6T (10/05-5/08)	Barra 4.0L	KFD27680-1C	957			Complete Kit incl. C/moly F/W & CSC
GT-P, Pursuit, Super Pursuit	BF XR8 / BOSS 290/302 (10/05-5/08)	BOSS 5.4L	KFD28620-1C	1064	KFD28620-1B	1064	Complete Kit incl. C/moly F/W & CSC
F6, F6-E	FG XR6T (6/08-)	Barra 4.0L			KFD28681-1B	1064	Complete Kit incl. C/moly F/W & CSC (280mm Upgrade Clutch Kit)
GS, GT, GT-E, GT-P, Pursuit, Super Pursuit	FG XR8 / BOSS 302/315 (6/08-9/10)	BOSS 5.4L	KFD28682-1C	1064	KFD28682-1B	1064	Complete Kit incl. C/moly F/W & CSC
<b>Holden</b>							
	VS S2-VY S3	3.8L / Ecotec	KGM24520-1C	506	KGM24520-1B	506	SMF Conversion Kit incl. C/moly F/W, P/P & F/W Bolts (Converts OE DMF Kit)
	VZ-VE	Alloytech 3.6L	KGM26630-1C	735	KGM26630-1B	735	SMF Conversion Kit incl. C/moly F/W, P/P & F/W Bolts (Converts OE DMF Kit)
	VT S2-VZ V8 incl. Berlina, SS, SS-Z, SV8 (6/99-1/07)	LS1 (GENIII)	KGM28691-1C	1062	KGM28691-1B	1062	Complete Kit incl. C/moly F/W, CSC & P/P Bolts (Heavy Duty Non-SAC 280mm Clutch Kit)
	VZ V8, SS, SS Thunder, 6.0L with T56 Transmission	LS2 (L98)	KGM28694-1C	1062	KGM28694-1B	1062	Complete Kit incl. C/moly F/W, CSC & P/P Bolts (Heavy Duty Non-SAC 280mm Clutch Kit)
Commodore					KGM29692-1B	1323	Complete Kit incl. C/moly F/W, CSC & P/P Bolts (Heavy Duty Non-SAC 290mm Clutch Kit)
	VE S1 incl. Berlina, SS, SS-V (8/06-8/10)	LS2 / LS3 (L98)	KGM28692-1C	1063	KGM28692-1B	1062	Complete Kit incl. C/moly F/W, CSC & P/P Bolts (Heavy Duty Non-SAC 280mm Clutch Kit)
					KGM29692-1B	1323	Complete Kit incl. C/moly F/W, CSC & P/P Bolts (Heavy Duty Non-SAC 290mm Clutch Kit)
	VE S2 (6/09-8/10)	LS3 (L98)	KGM28692-1C	1062	KGM28692-1B	1062	Complete Kit incl. C/moly F/W, CSC & P/P Bolts (Heavy Duty Non-SAC 280mm Clutch Kit)

Vehicle	Model	Engine	Stage 2 Cushioned Ceramic	Torque (Nm)	Stage 2 Sprung Ceramic	Torque (Nm)	Special Notes
<b>Holden</b>							
Commodore	VE S2 incl. Berlina, SS, SS-V, Sportswagon (9/10-12/11)	LS3 (L77)			KGM29693-1B	1490	Complete Kit incl. C/moly F/W, CSC & P/P Bolts (Heavy Duty Non-SAC 290mm Clutch Kit)
Monaro	CV8 (12/01-12/05)	LS1 (GENIII)	KGM28691-1C	1062	KGM28691-1B	1062	Complete Kit incl. C/moly F/W, CSC & P/P Bolts (Heavy Duty Non-SAC 280mm Clutch Kit)
<b>Honda</b>							
Civic	EK4/9 VTiR, SiR, Si, Type R	B16A/B	KHN22007-1C	463	KHN22007-1B	463	
	EF9	B16A	KHN22003-1C	463	KHN22003-1B	463	
	EP3	K20A	KHN22022-1C	537	KHN22022-1B	537	
CRX	FWD 1.6L (84-87)	D16A			KHN20003-1B	323	21 Spline Plate
					KHN20004-1B	323	20 Spline Plate
Fit (Jazz)	GD3/GD8 1.5L (12/02-1/09)	L15A			KHN21506-1B	404	Complete Kit incl. C/moly F/W (212mm Upgrade)
	GK5 1.5L 7/14-	L15Z	KHN20009-1C	335	KHN20009-1B	335	
	DC2, Type R	B18C	KHN22005-1C	463	KHN22005-1B	463	Supercedes KHN22023-1*
Integra	DC5, Type R, Type S, (6-5pd)	K20A	KHN22022-1C	537	KHN22022-1B	537	
	DC5, (5-5pd)	K20A	KHN22025-1C		KHN22025-1B		
Prelude 4WS, Type S, SiR, Xi 2.2L (91-02)		H22A	KHN22009-1C	453	KHN22009-1B	453	
S2000	AP1/2	F20C	KHN21005-1C	714	KHN21005-1B	714	
<b>HSV</b>							
Clubsport / R8, Coupe, GTS, Maloo/R8, Senator	VT-VZ V8 (6/99-1/07)	LS1 (GENIII)	KGM28691-1C	1062	KGM28691-1B	1062	Complete Kit incl. C/moly F/W, CSC & P/P Bolts (Heavy Duty Non-SAC 280mm Clutch Kit)
Clubsport R8, GTS, Maloo R8, Senator	VE V8 (8/06-3/08)	LS2 / LS3 (L98)	KGM29692-1C	1323	KGM29692-1B	1323	Complete Kit incl. C/moly F/W, CSC & P/P Bolts (Heavy Duty Non-SAC 290mm Clutch Kit)
			KGM28692-1C	1062	KGM28692-1B	1062	Complete Kit incl. C/moly F/W, CSC & P/P Bolts (Heavy Duty Non-SAC 280mm Clutch Kit)
Clubsport R8, GTS, Maloo R8, Senator	VE V8 (4/08-2/10)	LS3 (L98)	KGM29692-1C	1323	KGM29692-1B	1323	Complete Kit incl. C/moly F/W, CSC & P/P Bolts (Heavy Duty Non-SAC 290mm Clutch Kit)
			KGM28692-1C	1062	KGM28692-1B	1062	Complete Kit incl. C/moly F/W, CSC & P/P Bolts (Heavy Duty Non-SAC 280mm Clutch Kit)
W427	VE V8 (7/08-9/09)	LS7			KGM29693-1B	1490	Complete Kit incl. C/moly F/W, CSC & P/P Bolts (Heavy Duty Non-SAC 290mm Clutch Kit)
Clubsport R8, GTS, Maloo GXP/R8, Senator	VE V8 (2/10-8/11)	LS3 (L98)			KGM29693-1B	1490	Complete Kit incl. C/moly F/W, CSC & P/P Bolts (Heavy Duty Non-SAC 290mm Clutch Kit)
<b>Lexus</b>							
IS200 2.0L Petrol RWD SXE10R (98-04)		3SGE	KTY23593-1C	456	KTY23593-1B	456	SMF Conversion Kit incl. C/moly F/W (Converts OE DMF Kit)
<b>Mazda</b>							
626	FS 2.0L (92-02)	FS	KMZ23006-1C	454	KMZ23006-1B	454	
Familia	BF 1.6L Petrol Turbo 4WD	B6T	KFD23003-1C	420	KFD23003-1B	420	
	BG 1.8L Petrol Turbo 4WD incl. GT, GT-X	BPT	KFD23012-1C	440	KFD23012-1B	440	
	NA6C 1.6L	B6ZE	KMZ20002-1C	320	KMZ20002-1B	320	
MX5	NA8C 1.8L	BP	KMZ22006-1C	454	KMZ22006-1B	454	
	NB, NB8C, Petrol Turbo model incl.	BP, BPT	KMZ22015-1C	454	KMZ22015-1B	454	
RX7	NC, NCEC (6-Speed)	LFDE 2.0L	KMZ23017-1C	603	KMZ23017-1B	603	
	FC3S	13B-T	KMZ24004-1C	673	KMZ24004-1B	673	
RX8	FD3S	13B	KMZ24002-1C	729	KMZ24002-1B	729	
RX8	SE3P	13B	KMZ24005-1C	673	KMZ24005-1B	673	
<b>Mini</b>							
Cooper	Clubman, Cabrio, JCW, Petrol Turbocharged R55-59	1.6L (N14B6A)	KMC23540-1C	567	KMC23540-1B	567	SMF Conversion Kit incl. C/moly F/W (Converts OE DMF Kit)
Cooper S	Clubman, Cabrio, JCW, Petrol Turbocharged R55-57	1.6L (N14B6A)	KMC23540-1C	567	KMC23540-1B	567	SMF Conversion Kit incl. C/moly F/W (Converts OE DMF Kit)
	Cabrio, JCW, Petrol Supercharged R52-53 (5/02-2/07)	1.6L (W11B16)	KMC22591-1C	471	KMC22591-1B	471	SMF Conversion Kit incl. C/moly F/W (Converts OE DMF Kit)
					KMC22091-1B	310	Service Kit to suit SMF Conversion (KMC22591-1*)
<b>Mitsubishi</b>							
Colt	Ralliart, Turbo 04-	4G15T			KMI22015-1B	440	
Eclipse (USA)	3.0L V6 model, 2001-05	6G72	KMI24003-1C	660	KMI24003-1B	660	
FTO	2.0L V6 model (10/94-8/01)	6A12	KMI23024-1C	625	KMI23024-1B	625	
GTO	Twin Turbo 3.0L Petrol (10/90-8/01)	6G72T	KMI25003-1C	707	KMI25003-1B	707	

Vehicle	Model	Engine	Stage 2 Cushioned Ceramic	Torque (Nm)	Stage 2 Sprung Ceramic	Torque (Nm)	Special Notes	
<b>Mitsubishi</b>								
Lancer GSR	CC model	4G93T	KMI23020-1C	625	KMI23020-1B	625		
	EVO 1, 2, 3	4G63T (7 Bolt crank)	KMI23014-1C	625	KMI23014-1B	625	(7 Bolt crank)	
	EVO 1, 2, 3	4G63T (6 Bolt crank)	KMI23014-1C	625	KMI23014-1B	625	(6 Bolt crank)	
	Lancer EVO	EVO 4, 5, 6	4G63T	KMI23022-1C	770	KMI23022-1B	770	
		EVO 7, 8, 9		KMI24522-1C	992	KMI24522-1B	992	Complete Kit incl. C/moly F/W (240mm Conversion)
	EVO X	4B11T	KMI24011-1C	992	KMI24011-1B	992		
<b>Nissan</b>								
180SX		SR20DET	KNI24003-1C	567	KNI24003-1B	567		
		CA18DET	KNI23009-1C	500	KNI23009-1B	500		
240Z / 260Z	L Series 1975- onwards	L24	KNI23005-1C	468	KNI23005-1B	468		
Cefiro	A31	RB20DET	KNI24007-1C	567	KNI24007-1B	567		
Fairlady / 300ZX	Z32 Twin Turbo	VG30DETT	KNI26002-1C	944	KNI26002-1B	944		
Juke	F15, 1.6L Turbo Petrol (11/10-)	MR16DDT	KNI24641-1C		KNI24641-1B		SMF Conversion Kit incl. C/moly F/W (Converts OE DMF Kit)	
Primera	P12 Non-Turbo Petrol	SR20VE			KNI23527-1B	420	SMF Conversion Kit incl. C/moly F/W (Converts OE DMF Kit)	
Pulsar (FWD)	N14 2.0L, inc. SSS	SR20DE	KNI22002-1C	446	KNI22002-1B	446		
			KNI22002-1C	446	KNI22002-1B	446		
			KNI22002-1C	446	KNI22002-1B	446		
	N16 1.8L	QG18DE	KNI22002-1C	446	KNI22002-1B	446		
	B17/C12, 1.6L Turbo Petrol (6/13-)	MR16DDT	KNI24641-1C		KNI24641-1B		SMF Conversion Kit incl. C/moly F/W (Converts OE DMF Kit)	
Pulsar GTiR	4WD, 2.0L Turbo Petrol	SR20DET	KNI24011-1C	565	KNI24011-1B	565		
	S13	SR20DET	KNI24003-1C	567	KNI24003-1B	567		
Silvia	S13	CA18DET	KNI23009-1C	500	KNI23009-1B	500		
	S14	SR20DET	KNI24003-1C	567	KNI24003-1B	567		
Silvia / 200SX	S15	SR20DET	KNI24540-1C	567	KNI24540-1B	567	SMF Conversion Kit incl. C/moly F/W (Converts OE DMF Kit)	
	R31	RB30DE/T	KNI24007-1C	567	KNI24007-1B	567		
Skyline	R32 GTS, GTS-T	RB20DET	KNI24007-1C	567	KNI24007-1B	567		
	R33 GTS-T	RB25DET	KNI24007-1C	567	KNI24001-1B	567		
	R34 GT-T (Pull-Type)	RB25DET	KNI25003-1C	923	KNI25003-1B	923		
Skyline GTR	BNR32 GTR Early model (Push-Type)	RB26DETT	KNI24007-1C	567	KNI24007-1B	567		
	BNR32 GTR Late model (Pull-Type)	RB26DETT	KNI25003-1C	923	KNI25003-1B	923		
	BCNR33 GTR	RB26DETT	KNI25003-1C	923	KNI25003-1B	923		
	BNR34 GTR	RB26DETT	KNI25515-1C	923	KNI25515-1B	923	SMF Conversion Kit incl. C/moly F/W (Converts OE DMF Kit)	
Stagea	C34	RB25DET	KNI25003-1C	923	KNI25003-1B	923		
350Z	Z33 (1/02-3/07)	VQ35DE	KNI25525-1C	933	KNI25525-1B	933	SMF Conversion Kit incl. C/moly F/W (Converts OE DMF Kit)	
370Z	Z34	VQ37VHR	KNI25688-1C	930	KNI25688-1B	930	SMF Conversion Kit incl. C/moly F/W, CSC & P/P Bolts (Converts OE DMF Kit)	
<b>Peugeot</b>								
205	1.6L 84-88	XU5J			KPU20002-1B	355		
	1.6L 88-94	XU5J			KPU20001-1B	355		
	1.9L Rallye / GTI / 1.6L Gti	XU5J			KPU20001-1B	355		
206	2.0L Gti	EW10J4S			KPU23001-1B			
306	1.8L STYLE, XR/XT 7/97-10/00	XU7JP4			KCT20002-1B	355		
307	1.6L 12/01-04	TU5JP4			KCT20003-1B	355		
<b>Porsche</b>								
911	3.2L Turbo Petrol RWD (11/77-12/85)	930	KPR24004-1C	1224	KPR24004-1B	1224		
930	Carrera, 3.0L Turbo Petrol RWD (11/75-1977)	930	KPR24003-1C	1224	KPR24003-1B	1224		
944	2.5L Turbo Petrol RWD (1/86-3/91)	M44.50/51			KPR24014-1B			
<b>Subaru</b>								
BRZ	Z1	FA20	KSU23012-1C	564	KSU23012-1B	564		
Impreza	WRX (5-Spd) GC8, GF8, GDA, GGA	EJ20T	KSU23012-1CX	690	KSU23012-1BX	690		
			KSU23006-1C	838	KSU23006-1B	838		

Vehicle	Model	Engine	Stage 2 Cushioned Ceramic	Torque (Nm)	Stage 2 Sprung Ceramic	Torque (Nm)	Special Notes
<b>Subaru</b>							
Impreza	WRX STI (6-Spd) GDB, GGB, GRB, GVB	EJ20T / EJ25T	KSU24001-1C	865	KSU24001-1B	865	
	WRX 2.5L (10/05-) GDA	EJ205	KSU23015-1C	714	KSU23015-1B	714	
	WRX 2.0L (3/14-) GK6, GK8	FB20	KSU23015-1C	714	KSU23015-1B	714	
Forester	SF5 / SG5 Petrol Turbo	EJ20T	KSU23006-1C	838	KSU23006-1B	838	
	SG9, XT	EJ25T	KSU23015-1C	714	KSU23015-1B	714	
Liberty (Legacy)	RS Turbo	EJ20G	KSU23006-1C	838	KSU23006-1B	838	
	B4 Twin Turbo	EJ206 / EJ208	KSU23006-1C	838	KSU23006-1B	838	
	GT, GT-B STI Turbo	EJ255	KSU23006-1C	838	KSU23006-1B	838	
<b>Suzuki</b>							
Swift	Sport 1.6L (05-11)	M16A	KSZ20005-1C	321	KSZ20005-1B	321	
	inc. Sport 1.5L (03-11)	M15A			KSZ19009-1B		
SX4	1.6L (7/06-)	M16A			KSZ20409-1B	Kit incl. CSC	
<b>Toyota</b>							
86	GT, GTS	4UGSE	KSU23012-1C	564	KSU23012-1B	564	
			KSU23012-1CX	690	KSU23012-1BX	690	
Altezza	SXE10	3SGE	KTY23593-1C	502	KTY23593-1B	502	SMF Conversion Kit incl. C/moly F/W (Converts OE DMF Kit)
Chaser			KTY24009-1C	850	KTY24009-1B	850	
Cresta	JZX90, JZX100, JZX110 (Pull-Type)	1JZ-GTE	KTY24009-1C	850	KTY24009-1B	850	
			KTY24009-1C	850	KTY24009-1B	850	
Soarer			KTY24009-1C	850	KTY24009-1B	850	
Corolla / Sprinter	AE86 RWD	4A-GE	KTY22011-1C	390	KTY22011-1B	390	
	AE92 FWD 1/91-	4A-GE	KTY22004-1C	390	KTY22004-1B	390	
	AE101 / AE111 FWD	4A-GE	KTY22004-1C	390	KTY22004-1B	390	
Corolla	ZZE122 1.8L FWD	1ZZFE	KTY22004-1C	390	KTY22004-1B	390	
	ZZE123, Sportivo 1.8L FWD	2ZZGE	KTY22014-1C	390	KTY22014-1B	390	
MR2	AW11	4A-GE	KTY22006-1C	390	KTY22006-1B	390	
	SW20	3SGTE	KTY24006-1C	632	KTY24006-1B	632	
Celica	GT4, ST185, ST205	3SGTE	KTY24006-1C	632	KTY24006-1B	632	
	SX, ZR, 99-05 (6-Spd)	2ZZGE 1.8L 6 Speed	KTY22014-1C	390	KTY22014-1B	390	
	JZA70 (5-Spd)	1JZ-GTE	KTY24009-1C	850	KTY24009-1B	850	Pull-Type Clutch
Supra	JZA80 Non-Turbo (5-Spd) Suit Pressed Metal Fork	2JZ-GE	KTY24007-1C	555	KTY24007-1B	555	Push-Type Clutch (Suit Pressed Metal Fork)
	JZA80 Non-Turbo (5-Spd) Suit Cast Iron Fork		KTY24034-1C		KTY24034-1B		Push-Type Clutch (Suit Cast Iron Fork)
	JZA80 Twin-Turbo (6-Spd)	2JZ-GTE	KTY25502-1C	966	KTY25502-1B	966	SMF Conversion Kit incl. C/moly F/W, F/W & P/P Bolts (Converts OE DMF Kit)
	MA70 Turbo (5-Spd)	7M-GTE	KTY24020-1C	850	KTY24020-1B	850	Pull-Type Clutch
<b>Vauxhall</b>							
Monaro	VXR -05	5.7L LS1	KGM28691-1C	1062	KGM28691-1B	1062	Complete Kit incl. C/moly F/W, CSC & P/P Bolts (Heavy Duty Non-SAC 280mm Clutch Kit)
	VXR8 -12/11	6.0L LS2			KGM29692-1B	1323	Complete Kit incl. C/moly F/W, CSC & P/P Bolts (Heavy Duty Non-SAC 290mm Clutch Kit)
			KGM28692-1C	1062	KGM28692-1B	1062	Complete Kit incl. C/moly F/W, CSC & P/P Bolts (Heavy Duty Non-SAC 280mm Clutch Kit)



If you don't see your vehicle listed or you have an enquiry relating to a listing in the catalogue, please call **1800 CLUTCH** (within Australia) or **+61 8 8300 5000** (international). You can also forward all enquiries to [sales@xtremeclutch.com.au](mailto:sales@xtremeclutch.com.au) Alternatively please visit [www.xtremeclutch.com](http://www.xtremeclutch.com) for further information.

## STAGE 2R CERAMIC CLUTCH KITS



### Recommended for: Race Vehicles

The ceramic race series is a single plate race-only clutch. Available for a wide variety of vehicles, the Stage 2 R series clutch provides a higher torque capacity and heat capacity over the stage 2 equivalents.

Vehicle	Model	Engine	Stage 2R	Torque (Nm)	Special Notes
<b>Audi</b>					
S3	2.0L (Eng code. BHZ, BZC, CDLC) (2007-08/13)	2.0L 16V DOHC (Turbo Petrol)	KVW24696-1R	907	SMF Conversion Kit incl. C/moly F/W, CSC & P/P Bolts (Converts OE DMF Kit) (6-Bolt Flywheel) Uses Alloy Cover
TT	2.0L (Eng code. BWA, CBBB, CCZA, CDLB) (11/06-1/15)	2.0L 16V DOHC (Turbo Petrol)	KVW24696-1R	907	SMF Conversion Kit incl. C/moly F/W, CSC & P/P Bolts (Converts OE DMF Kit) (6-Bolt Flywheel) Uses Alloy Cover
<b>BMW</b>					
1M	E82 (6-Bolt Crank) 6/11-2/14	3.0L (N54B30)	KBM24566-1R	910	SMF Conversion Kit incl. C/moly F/W & P/P Bolts (Converts OE DMF Kit)
135i, 335i	E82-88, E90, E91, E92, E93 (8-Bolt Crank) -12/08	3.0L (N54B30)	KBM24565-1R	910	SMF Conversion Kit incl. C/moly F/W & P/P Bolts (Converts OE DMF Kit)
135i, 335i	E90, E91, E92, E93 (6-Bolt Crank) 1/09-	3.0L (N54B30A)	KBM24564-1R	910	SMF Conversion Kit incl. C/moly F/W & P/P Bolts (Converts OE DMF Kit)
<b>Chevrolet</b>					
Camaro	Z28, Z28 SS, 5.7L V8 (98-02) 4th Gen.	LS1	KGM28691-1R	1258	Complete Kit incl. C/moly F/W, CSC & P/P Bolts
Corvette	C5, 5.7L V8 (97-04)	LS1	KGM28691-1R	1258	Complete Kit incl. C/moly F/W, CSC & P/P Bolts
<b>Chrysler</b>					
Valiant	Charger R/T	215, 245, 265	KCY25502-1R	934	Complete Kit incl. C/moly F/W & P/P Bolts
			KCY25590-1R	934	Complete Kit incl. C/moly F/W & P/P Bolts (Single Plate 10" Conversion Upgrade Kit to replace OE Twin Plate)
			KCY25503WC-1R	930	Complete Kit incl. C/moly F/W, P/P Bolts & Bearing Carrier (Single Plate 10" Conversion Upgrade Kit to replace OE Twin Plate)
			KCY25504WC-1R	930	Complete Kit incl. C/moly F/W, P/P Bolts & Bearing Carrier (Single Plate 10" Conversion Upgrade Kit to replace OE Twin Plate)
<b>Ford</b>					
	EF/EL/AU 6CYL, XR6	4.0L	KFD26001-1R	941	
	EF/EL/AU 8CYL, XR8	5.0L	KFD27001-1R	1300	
Falcon	BA/BF XR6 Turbo	Barra 4.0L	KFD27404-1R	1300	Kit incl. CSC
			KFD27604-1R	1300	Complete Kit incl. C/moly F/W & CSC
			KFD27680-1R	1300	Complete Kit incl. C/moly F/W & CSC
	BA/BF XR8	BOSS 5.4L	KFD28620-1R	1286	Complete Kit incl. C/moly F/W & CSC
	FG 6cyl	Barra 4.0L	KFD27698-1R	1378	Complete Kit incl. F/W, & CSC (Heavy Duty Non-SAC 270mm Clutch Kit)
	ST	ECOBOOST 2.0L	KFD24640-1R	906	SMF Conversion Kit incl. C/moly F/W, CSC & P/P Bolts (Converts OE DMF Kit)
	ST TURBO	B5254T 2.5L	KFD24637-1R	906	SMF Conversion Kit incl. C/moly F/W, CSC & P/P Bolts (Converts OE DMF Kit)
Focus	XR5	B5254T 2.5L	KFD24637-1R	906	SMF Conversion Kit incl. C/moly F/W, CSC & P/P Bolts (Converts OE DMF Kit)
			KFD24637-1R	906	SMF Conversion Kit incl. C/moly F/W, CSC & P/P Bolts (Converts OE DMF Kit)
			KFD24640-1R	906	SMF Conversion Kit incl. C/moly F/W, CSC & P/P Bolts (Converts OE DMF Kit)
Laser	KF/KH 1.8L Petrol Turbo 4WD incl. TX3	BPT	KFD23012-1R		
Mustang SN-95(4th Gen.) GT, SVT Cobra, Petrol V8 (96-01)	Modular 4.6L	KFD28015-1R			
Mustang S550(6th Gen.) ECOBOOST, Turbo Petrol (8/14-)	ECOBOOST 2.3L	KFD24682-1R	906	SMF Conversion Kit incl. C/moly F/W, CSC & P/P Bolts (Converts OE DMF Kit)	
<b>FPV</b>					
F6, Typhoon, Tornado	BA XR6T (10/04-9/05)	Barra 4.0L	KFD27680-1R	1186	Complete Kit incl. C/moly F/W & CSC
GT, GT-P, Pursuit, Super Pursuit	BA XR8 / BOSS 290 (3/03-9/05)	BOSS 5.4L	KFD28620-1R	1286	Complete Kit incl. C/moly F/W & CSC
F6, Force 6, Typhoon, Tornado	BF XR6T (10/05-5/08)	Barra 4.0L	KFD27680-1R	1186	Complete Kit incl. C/moly F/W & CSC
GT-P, Pursuit, Super Pursuit	BF XR8 / BOSS 290/302 (10/05-5/08)	BOSS 5.4L	KFD28620-1R	1286	Complete Kit incl. C/moly F/W & CSC
<b>Holden</b>					
Astra SRI, Turbocharged	(6/06-3/10)	Z20LER 2.0L	KGM24637-1R		SMF 240mm Conversion Kit incl. C/moly F/W, CSC & P/P Bolts (Converts OE DMF Kit)
	VS S2-VY S3	3.8L / Ecotec	KGM24520-1R	703	SMF Conversion Kit incl. C/moly F/W, P/P & F/W Bolts (Converts OE DMF Kit)
	VZ-VE	Alloytech 3.6L	KGM26630-1R	955	SMF Conversion Kit incl. C/moly F/W, P/P & F/W Bolts (Converts OE DMF Kit)
	VT S2-VZ V8 incl. Berlina, SS, SS-Z, SV8 (6/99-1/07)	LS1 (GENIII)	KGM28691-1R	1258	Complete Kit incl. C/moly F/W, CSC & P/P Bolts (Heavy Duty Non-SAC 280mm Clutch Kit)
Commodore	VZ V8, SS, SS Thunder, 6.0L with T56 Transmission	LS2 (L98)	KGM28694-1R	1258	Complete Kit incl. C/moly F/W, CSC & P/P Bolts (Heavy Duty Non-SAC 280mm Clutch Kit)
	VE S1 incl. Berlina, SS, SS-V (8/06-8/10)	LS2 / LS3 (L98)	KGM28692-1R	1260	Complete Kit incl. C/moly F/W, CSC & P/P Bolts (Heavy Duty Non-SAC 280mm Clutch Kit)
	VE S2 (6/09-8/10)	LS3 (L98)	KGM28692-1R	1260	Complete Kit incl. C/moly F/W, CSC & P/P Bolts (Heavy Duty Non-SAC 280mm Clutch Kit)
Monaro	CV8 (12/01-12/05)	LS1 (GENIII)	KGM28691-1R	1258	Complete Kit incl. C/moly F/W, CSC & P/P Bolts (Heavy Duty Non-SAC 280mm Clutch Kit)

Stage 2R Kit Options	
Type of Kit	Description
-1R	Ceramic Race Single



Vehicle	Model	Engine	Stage 2R	Torque (Nm)	Special Notes
Honda					
	EK4/9 VTiR, SiR, Si, Type R	B16A/B	KHN22007-1R	794	
Civic	EF9	B16A	KHN22003-1R	794	
	Type R FK2, VTEC 2.0L Turbo Petrol (2015-)	K20C1	KHN24537-1R	906	SMF Conversion Kit incl. C/moly F/W & P/P Bolts (Converts OE DMF Kit)
Integra	DC2, Type R	B18C	KHN22005-1R	794	Supercedes KHN22023-1*
	DC5, Type R, Type S, (6-Spd)	K20A	KHN22022-1R	537	
HSV					
Clubsport/R8, Coupe, GTS, Maloo/R8, Senator	VT-VZ V8 (6/99-1/07)	LS1 (GENIII)	KGM28691-1R	1258	Complete Kit incl. C/moly F/W, CSC & P/P Bolts (Heavy Duty Non-SAC 280mm Clutch Kit)
Clubsport R8, GTS, Maloo R8, Senator	VE V8 (8/06-3/08)	LS2 / LS3 (L98)	KGM28692-1R	1260	Complete Kit incl. C/moly F/W, CSC & P/P Bolts (Heavy Duty Non-SAC 280mm Clutch Kit)
Clubsport R8, GTS, Maloo R8, Senator	VE V8 (4/08-2/10)	LS3 (L98)	KGM28692-1R	1260	Complete Kit incl. C/moly F/W, CSC & P/P Bolts (Heavy Duty Non-SAC 280mm Clutch Kit)
Mazda					
3 MPS	2.3L Turbo Petrol (7/07-1/14)	L3	KMZ24530-1R	906	SMF 240mm Conversion Kit incl. C/moly F/W, CSC & P/P Bolts (Converts OE DMF Kit)
6 MPS	2.3L Turbo Petrol (10/05-1/08)	L3	KMZ24530-1R	906	SMF 240mm Conversion Kit incl. C/moly F/W & P/P Bolts (Converts OE DMF Kit)
Familia	BG 1.8L Petrol Turbo 4WD incl. GT, GT-X	BPT	KFD23012-1R		
	NABC 1.8L	BP	KMZ22006-1R	553	
MX5	NB, NBBC, Petrol Turbo model incl.	BP, BPT	KMZ22015-1R	553	
RX7	FC3S	13B-T	KMZ24004-1R	902	
	FD3S	13B	KMZ24002-1R	1012	
RX8	SE3P	13B	KMZ24005-1R	902	
Mini					
Cooper S	Cabrio, JCW, Petrol Super-charged R52-53 (5/02-2/07)	1.6L (W11B16)	KMC22591-1R	312	SMF Conversion Kit incl. C/moly F/W (Converts OE DMF Kit)
			KMC22091-1R		Service Kit to suit SMF Conversion (KMC22591-1*)
Mitsubishi					
Colt	Ralliart, Turbo 04-	4G15T	KMI22015-1R	495	
Eclipse (USA)	3.0L V6 model, 2001-05	6G72	KMI24003-1R	764	
GTO	Twin Turbo 3.0L Petrol (10/90-8/01)	6G72T	KMI25003-1R	750	
Lancer GSR	CC model	4G93T	KMI23020-1R	814	
	EVO 1, 2, 3	4G63T (7 Bolt crank)	KMI23014-1R	814	(7 Bolt crank)
	EVO 1, 2, 3	4G63T (6 Bolt crank)	KMI23014-1R	814	(6 Bolt crank)
Lancer EVO	EVO 4, 5, 6	4G63T	KMI23022-1R	875	
			KMI24522-1R	1169	Complete Kit incl. C/moly F/W (240mm Conversion)
	EVO 7, 8, 9		KMI24010-1R	1169	
	EVO X	4B11T	KMI24011-1R	1169	
Nissan					
180SX		SR20DET	KNI24003-1R	921	
		CA18DET	KNI23009-1R	700	
Cefiro	A31	RB20DET	KNI24007-1R	921	
Fairlady / 300ZX	Z32 Twin Turbo	VG30DETT	KNI26002-1R	1126	
		N14 2.0L, inc. SSS		KNI22002-1R	595
Pulsar (FWD)	N15 2.0L, inc. SSS	SR20DE	KNI22002-1R	595	
		N16 1.8L	QG18DE	KNI22002-1R	595
Pulsar GTiR	4WD, 2.0L Turbo Petrol	SR20DET	KNI24011-1R	742	
		S13	SR20DET	KNI24003-1R	921
Silvia	S13	CA18DET	KNI23009-1R	700	
		SR20DET	KNI24003-1R	921	
		S15	SR20DET	KNI24540-1R	921
Skyline	R31	RB30DE/T	KNI24007-1R	921	
		RB20DET	KNI24007-1R	921	
		RB25DET	KNI24007-1R	921	
		RB25DET	KNI25003-1R	1100	

Vehicle	Model	Engine	Stage 2R	Torque (Nm)	Special Notes	
Nissan						
Skyline GTR		BNR32 GTR Early model (Push-Type)	RB26DETT	KNI24007-1R	921	
		BNR32 GTR Late model (Pull-Type)	RB26DETT	KNI25003-1R	1100	
		BCNR33 GTR	RB26DETT	KNI25003-1R	1100	
		BNR34 GTR	RB26DETT	KNI25515-1R	1100	SMF Conversion Kit incl. C/moly F/W (Converts OE DMF Kit)
Stagea	C34	RB25DET	KNI25003-1R	1100		
	350Z	Z33 (1/02-3/07)	VQ35DE	KNI25525-1R	1111	SMF Conversion Kit incl. C/moly F/W (Converts OE DMF Kit)
Renault						
Megane		RS 250 11/10-07/12	F4R.874	KRE24616-1R	906	SMF Conversion Kit incl. C/moly F/W, CSC & P/P Bolts (Converts OE DMF Kit)
		RS 265, Red Bull RB8 LE 8/12-7/15	F4R.874	KRE24616-1R	906	SMF Conversion Kit incl. C/moly F/W, CSC & P/P Bolts (Converts OE DMF Kit)
		RS 275, Trophy, Cup Premium, Trophy-R 9/14-	F4RM	KRE24616-1R	906	SMF Conversion Kit incl. C/moly F/W, CSC & P/P Bolts (Converts OE DMF Kit)
Skoda						
Octavia RS	Eng Code. CCZA 2.0L Turbo Petrol 147KW (3/09-)	CCZA	KVW24696-1R	907	SMF Conversion Kit incl. C/moly F/W, CSC & P/P Bolts (Converts OE DMF Kit)	
Subaru						
BRZ	Z1	FA20	KSU23012-1R	850		
Impreza	WRX (5-Spd) GC8, GF8, GDA, GGA	EJ20T	KSU23006-1R	976		
		WRX STI (6-Spd) GDB, GGB, GRB, GVB	EJ20T / EJ25T	KSU24001-1R	1142	
		WRX 2.5L (10/05-) GDA	EJ20S	KSU23015-1R	850	
		WRX 2.0L (3/14-) GK6, GK8	FB20	KSU23015-1R	850	
Forester	SFS / SG5 Petrol Turbo	EJ20T	KSU23006-1R	976		
		SG9, XT	EJ25T	KSU23015-1R	850	
		RS Turbo	EJ20G	KSU23006-1R	976	
Liberty (Legacy)	B4 Twin Turbo	EJ206 / EJ208	KSU23006-1R	976		
		GT, GT-B STI Turbo	EJ255	KSU23006-1R	976	
Suzuki						
Swift	Sport 1.6L (05-11)	M16A	KSZ20005-1R	479		
		inc. Sport 1.5L (03-11)	M15A	KSZ19009-1R		
		Sport 1.6L (12-)	M16A	KSZ20406-1R	390	Kit incl. CSC
Toyota						
86	GT, GTS	4UGSE	KSU23012-1R	850		
Altezza	SXE10	3SGE	KTY23593-1R	671	SMF Conversion Kit incl. C/moly F/W (Converts OE DMF Kit)	
Chaser			KTY24009-1R	956		
Cresta	JZX90, JZX100, JZX110 (Pull-Type)	1JZ-GTE	KTY24009-1R	956		
			KTY24009-1R	956		
Soarer			KTY24009-1R	956		
Corolla / Sprinter	AE86 RWD	4A-GE	KTY22011-1R	628		
		AE92 FWD 1/91-	4A-GE	KTY22004-1R	628	
		AE101 / AE111 FWD	4A-GE	KTY22004-1R	628	
		ZZE122 1.8L FWD	1ZZFE	KTY22004-1R	628	
MR2	ZZE123, Sportivo 1.8L FWD	2ZZGE	KTY22014-1R	628		
		AW11	4A-GE	KTY22006-1R	628	
Celica	SW20	3SGTE	KTY24006-1R	760		
		GT4, ST185, ST205	3SGTE	KTY24006-1R	760	
		SX, ZR, 99-05 (6-Spd)	2ZZGE 1.8L 6 Speed	KTY22014-1R	628	
		JZA70 (5-Spd)	1JZ-GTE	KTY24009-1R	956	Pull-Type Clutch
Supra	JZA80 Non-Turbo (5-Spd) Suit Pressed Metal Fork	2JZ-GE	KTY24007-1R		Push-Type Clutch (Suit Pressed Metal Fork)	
			KTY24034-1R		Push-Type Clutch (Suit Cast Iron Fork)	
			KTY25502-1R	1063	SMF Conversion Kit incl. C/moly F/W, F/W & P/P Bolts (Converts OE DMF Kit)	
	JZA80 Twin-Turbo (6-Spd)	2JZ-GTE	KTY24020-1R	956	Pull-Type Clutch	
	MA70 Turbo (5-Spd)	7M-GTE	KTY24020-1R	956	Pull-Type Clutch	



Vehicle	Model	Engine	Stage 2R	Torque (Nm)	Special Notes
<b>Vauxhall</b>					
Astra H	Turbocharged (3/05-11/09)	Z20LEL 2.0L	KGM24637-1R		SMF 240mm Conversion Kit incl. C/moly F/W, CSC & P/P Bolts (Converts OE DMF Kit)
Monaro	VXR -05	5.7L LS1	KGM28691-1R	1258	Complete Kit incl. C/moly F/W, CSC & P/P Bolts (Heavy Duty Non-SAC 280mm Clutch Kit)
Monaro	VXR8 -12/11	6.0L LS2	KGM28692-1R	1260	Complete Kit incl. C/moly F/W, CSC & P/P Bolts (Heavy Duty Non-SAC 280mm Clutch Kit)
<b>Volkswagen</b>					
Golf GTI	MK V (Type 5) 147KW model (Eng code. AXJ, BWA)	2.0L 16V DOHC (Turbo Petrol)	KVW24696-1R	907	SMF Conversion Kit incl. C/moly F/W, CSC & P/P Bolts (Converts OE DMF Kit) (6-Bolt Flywheel) Uses Alloy Cover
Golf GTI	MK VI (Type 6) 155KW model (Eng code. CCZB)	2.0L 16V DOHC (Petrol)	KVW24698-1R	907	SMF Conversion Kit incl. C/moly F/W, CSC & P/P Bolts (Converts OE DMF Kit) (8-Bolt Flywheel) Uses Alloy Cover
Golf R	MK VI (Type 6) 188KW model (Eng code. CDLC)	2.0L 16V DOHC (Turbo Petrol)	KVW24696-1R	907	SMF Conversion Kit incl. C/moly F/W, CSC & P/P Bolts (Converts OE DMF Kit) (6-Bolt Flywheel) Uses Alloy Cover
Golf GTI	MK VII (Type 7) 162KW, 169KW, 195KW (Eng code. CHHB, CHHA)	2.0L 16V DOHC (Petrol)	KVW24698-1R	907	SMF Conversion Kit incl. C/moly F/W, CSC & P/P Bolts (Converts OE DMF Kit) (8-Bolt Flywheel) Uses Alloy Cover
Polo GTI	141KW, (Eng code. DAJB) 4/2015-	2.0L 16V DOHC (Petrol)	KVW24698-1R	907	SMF Conversion Kit incl. C/moly F/W, CSC & P/P Bolts (Converts OE DMF Kit) (8-Bolt Flywheel) Uses Alloy Cover
<b>Volvo</b>					
C30 T5, R-Design	(3/07-) FWD Turbo	B5254T 2.5L	KFD24637-1R	906	SMF Conversion Kit incl. C/moly F/W, CSC & P/P Bolts (Converts OE DMF Kit)
S40	T5, R-Design, T5 S (6/04-) FWD Turbo	B5254T 2.5L	KFD24637-1R	906	SMF Conversion Kit incl. C/moly F/W, CSC & P/P Bolts (Converts OE DMF Kit)

If you don't see your vehicle listed or you have an enquiry relating to a listing in the catalogue, please call **1800 CLUTCH** (within Australia) or **+61 8 8300 5000** (international). You can also forward all enquiries to [sales@xtremeclutch.com.au](mailto:sales@xtremeclutch.com.au) Alternatively please visit [www.xtremeclutch.com](http://www.xtremeclutch.com) for further information.



# STAGE 3 CLUTCH KITS CARBON RACE SERIES



Recommended for: Xtreme powered vehicles requiring improved modulation

Used by some of the most powerful time attack and drift cars in the world, the Xtreme Clutch single plate carbon clutch provides exceptional heat capacity for high horsepower vehicles.

### Stage 3 Kit Options

Type of Kit	Description
-1P	Carbon Race Single



Vehicle	Model	Engine	Stage 3 Carbon Race	Torque (Nm)	Special Notes
<b>Audi</b>					
S3	2.0L (Eng code. BHZ, BZC, CDLC) (2007-08/13)	2.0L 16V DOHC (Turbo Petrol)	KVW24696-1P	824	SMF Conversion Kit incl. C/moly F/W, CSC & P/P Bolts (Converts OE DMF Kit) (6-Bolt Flywheel) Uses Alloy Cover
TT	2.0L (Eng code. BWA, CBBB, CCZA, CDLB) (11/06-1/15)	2.0L 16V DOHC (Turbo Petrol)	KVW24696-1P	824	SMF Conversion Kit incl. C/moly F/W, CSC & P/P Bolts (Converts OE DMF Kit) (6-Bolt Flywheel) Uses Alloy Cover
<b>Ford</b>					
Fiesta	ST	1.6L	KFD24639-1P	824	SMF Conversion Kit incl. C/moly F/W, CSC & P/P Bolts (Converts OE DMF Kit)
	ST	ECOBOOST 2.0L	KFD24640-1P	824	SMF Conversion Kit incl. C/moly F/W, CSC & P/P Bolts (Converts OE DMF Kit)
	ST TURBO	B5254T 2.5L	KFD24637-1P	824	SMF Conversion Kit incl. C/moly F/W, CSC & P/P Bolts (Converts OE DMF Kit)
Focus	XR5	B5254T 2.5L	KFD24637-1P	824	SMF Conversion Kit incl. C/moly F/W, CSC & P/P Bolts (Converts OE DMF Kit)
	RS Mk 2 (9/10-6/12)	B5254T 2.5L	KFD24637-1P	824	SMF Conversion Kit incl. C/moly F/W, CSC & P/P Bolts (Converts OE DMF Kit)
	RS Mk 3 (2016-)	ECOBOOST 2.3L	KFD24640-1P	824	SMF Conversion Kit incl. C/moly F/W, CSC & P/P Bolts (Converts OE DMF Kit)
Mustang S550 (Sixth Gen.)	ECOBOOST, Turbo Petrol (8/14-)	ECOBOOST 2.3L	KFD24682-1P	824	SMF Conversion Kit incl. C/moly F/W, CSC & P/P Bolts (Converts OE DMF Kit)
<b>Holden</b>					
Astra	SRI, Turbocharged (6/06-3/10)	Z20LER 2.0L	KGM24637-1R		SMF 240mm Conversion Kit incl. C/moly F/W, CSC & P/P Bolts (Converts OE DMF Kit)
<b>Honda</b>					
	EK4/9 VTiR, SiR, Si, Type R	B16A/B	KHN22007-1P	722	
Civic	Type R FK2, VTEC 2.0L Turbo Petrol (2015-)	K20C1	KHN24537-1P	824	SMF Conversion Kit incl. C/moly F/W & P/P Bolts (Converts OE DMF Kit)
Integra	DC2, Type R	B18C	KHN22005-1P	722	Supercedes KHN22023-1*
<b>Mazda</b>					
3 MPS	2.3L Turbo Petrol (7/07-1/14)	L3	KM224530-1P	824	SMF 240mm Conversion Kit incl. C/moly F/W, CSC & P/P Bolts (Converts OE DMF Kit)
6 MPS	2.3L Turbo Petrol (10/05-1/08)	L3	KM224530-1P	824	SMF 240mm Conversion Kit incl. C/moly F/W & P/P Bolts (Converts OE DMF Kit)
	RX7	FC3S	13B-T	KM224004-1P	820
		FD3S	13B	KM224002-1P	920
	RX8	SE3P	13B	KM224005-1P	820
<b>Mitsubishi</b>					
	EVO 1, 2, 3	4G63T (7 Bolt crank)	KMI23014-1P	740	(7 Bolt crank)
	EVO 1, 2, 3	4G63T (6 Bolt crank)	KMI23014-1P	740	(6 Bolt crank)
			KMI23022-1P		
Lancer EVO	EVO 4, 5, 6	4G63T	KMI24522-1P	1063	Complete Kit incl. C/moly F/W (240mm Conversion)
	EVO 7, 8, 9		KMI24010-1P	1063	
	EVO X	4B11T	KMI24011-1P	1063	
<b>Nissan</b>					
180SX		SR20DET	KNI24003-1P	837	
Cefiro	A31	RB20DET	KNI24007-1P	837	
	S13	SR20DET	KNI24003-1P	837	
Silvia	S14	SR20DET	KNI24003-1P	837	
	R31	RB30DE/T	KNI24007-1P	837	
	R32 GTS, GTS-T	RB20DET	KNI24007-1P	837	
	R33 GTS-T	RB25DET	KNI24007-1P	837	
	R34 GT-T (Pull-Type)	RB25DET	KNI25003-1P	1000	
	BNR32 GTR Early model (Push-Type)	RB26DETT	KNI24007-1P	837	
Skyline GTR	BNR32 GTR Late model (Pull-Type)	RB26DETT	KNI25003-1P	1000	
	BCNR33 GTR	RB26DETT	KNI25003-1P	1000	
Stagea	C34	RB25DET	KNI25003-1P	1000	
<b>Renault</b>					
	RS 250 11/10-07/12	F4R.874	KRE24616-1P	824	SMF Conversion Kit incl. C/moly F/W, CSC & P/P Bolts (Converts OE DMF Kit)
Megane	RS 265, Red Bull RB8 LE 8/12-7/15	F4R.874	KRE24616-1P	824	SMF Conversion Kit incl. C/moly F/W, CSC & P/P Bolts (Converts OE DMF Kit)
	RS 275, Trophy, Cup Premium, Trophy-R 9/14-	F4RM	KRE24616-1P	824	SMF Conversion Kit incl. C/moly F/W, CSC & P/P Bolts (Converts OE DMF Kit)
<b>Skoda</b>					
Octavia RS	Eng Code. CCZA 2.0L Turbo Petrol 147KW (3/09-)	CCZA	KVW24696-1P	824	SMF Conversion Kit incl. C/moly F/W, CSC & P/P Bolts (Converts OE DMF Kit)

Vehicle	Model	Engine	Stage 3 Carbon Race	Torque (Nm)	Special Notes
<b>Subaru</b>					
BRZ	Z1	FA20	KSU23012-1P	513	
	WRX (5-Spd) GC8, GF8, GDA, GGA	EJ20T	KSU23006-1P	887	
Impreza	WRX STI (6-Spd) GDB, GGB, GRB, GVB	EJ20T / EJ25T	KSU24001-1P	1039	
	WRX 2.5L (10/05-) GDA	EJ205	KSU23015-1P	773	
	WRX 2.0L (3/14-) GK6, GK8	FB20	KSU23015-1P	773	
Forester	SF5 / SG5 Petrol Turbo	EJ20T	KSU23006-1P	887	
	SG9, XT	EJ25T	KSU23015-1P	773	
	RS Turbo	EJ20G	KSU23006-1P	887	
Liberty (Legacy)	B4 Twin Turbo	EJ206 / EJ208	KSU23006-1P	887	
	GT, GT-B STI Turbo	EJ255	KSU23006-1P	887	
<b>Toyota</b>					
86	GT, GTS	4UG5E	KSU23012-1P	513	
Chaser			KTY24009-1P	869	
Cresta			KTY24009-1P	869	
Mark II	JZX90, JZX100, JZX110 (Pull-Type)	1JZ-GTE	KTY24009-1P	869	
Soarer			KTY24009-1P	869	
MR2	SW20	3SGTE	KTY24006-1P	691	
Celica	GT4, ST185, ST205	3SGTE	KTY24006-1P	691	
Supra	JZA70 (5-Spd)	1JZ-GTE	KTY24009-1P	869	Pull-Type Clutch
<b>Vauxhall</b>					
Astra H	Turbocharged (3/05-11/09)	Z20LEL 2.0L	KGM24637-1R		SMF 240mm Conversion Kit incl. C/moly F/W, CSC & P/P Bolts (Converts OE DMF Kit)
<b>Volkswagen</b>					
Golf GTI	MK V (Type 5) 147KW model (Eng code. AXX, BWA)	2.0L 16V DOHC (Turbo Petrol)	KVW24696-1P	824	SMF Conversion Kit incl. C/moly F/W, CSC & P/P Bolts (Converts OE DMF Kit) (6-Bolt Flywheel) Uses Alloy Cover
Golf GTI	MK VI (Type 6) 155KW model (Eng code. CCZB)	2.0L 16V DOHC (Petrol)	KVW24698-1P	824	SMF Conversion Kit incl. C/moly F/W, CSC & P/P Bolts (Converts OE DMF Kit) (8-Bolt Flywheel) Uses Alloy Cover
Golf R	MK VI (Type 6) 188KW model (Eng code. CDLC)	2.0L 16V DOHC (Turbo Petrol)	KVW24696-1P	824	SMF Conversion Kit incl. C/moly F/W, CSC & P/P Bolts (Converts OE DMF Kit) (6-Bolt Flywheel) Uses Alloy Cover
Golf GTI	MK VII (Type 7) 162KW, 169KW, 195KW (Eng code. CHHB, CHHA)	2.0L 16V DOHC (Petrol)	KVW24698-1P	824	SMF Conversion Kit incl. C/moly F/W, CSC & P/P Bolts (Converts OE DMF Kit) (8-Bolt Flywheel) Uses Alloy Cover
Polo GTI	141KW, (Eng code. DAJB) 4/2015-	2.0L 16V DOHC (Petrol)	KVW24698-1P	824	SMF Conversion Kit incl. C/moly F/W, CSC & P/P Bolts (Converts OE DMF Kit) (8-Bolt Flywheel) Uses Alloy Cover
<b>Volvo</b>					
C30	T5, R-Design (3/07-) FWD Turbo	B5254T 2.5L	KFD24637-1P	824	SMF Conversion Kit incl. C/moly F/W, CSC & P/P Bolts (Converts OE DMF Kit)
S40	T5, R-Design, T5 S (6/04-) FWD Turbo	B5254T 2.5L	KFD24637-1P	824	SMF Conversion Kit incl. C/moly F/W, CSC & P/P Bolts (Converts OE DMF Kit)

# Motorsport Clutch Kits



If you don't see your vehicle listed or you have an enquiry relating to a listing in the catalogue, please call **1800 CLUTCH** (within Australia) or **+61 8 8300 5000** (international). You can also forward all enquiries to [sales@xtremeclutch.com.au](mailto:sales@xtremeclutch.com.au) Alternatively please visit [www.xtremeclutch.com](http://www.xtremeclutch.com) for further information.

## XTREME 184MM RACE CLUTCH

Designed for high revving circuit, time attack or gymkhana applications, the Xtreme 184mm Race Clutch offers quick shift times and a lightweight construction.



Low inertia lightweight alloy hat



High-friction ceramic material



Lightweight SFI-approved flywheel



The Xtreme 184mm Race Clutch is ideal for drivers wanting a strong, high performance race clutch without having to compromise on quality. When every second counts, the 184mm Race Clutch's lightweight design is the ultimate solution.

Vehicle	Model	Engine	Single plate	Torque (Nm)	Twin plate	Torque (Nm)	Twin plate Sprung	Torque (Nm)	Triple plate	Torque (Nm)	Special Notes
<b>Acura</b>											
RSX		K20			KHN18523-2E	1210	KHN18523-2B	1210			Complete Kit incl. C/moly F/W & P/P Bolts
<b>BMW</b>											
M3	E90, E92, E93	4.0L V8 (S65B40A)			KBM18531-2E	1210					SMF Conversion Kit incl. C/moly F/W & P/P Bolts (Converts OE DMF Kit)
	E36 (3/93-8/95) (10/95-6/00)	3.0L (S50B30), 3.2L (S50B32)			KBM18530-2E	1210					SMF Conversion Kit incl. C/moly F/W & P/P Bolts (Converts OE DMF Kit)
	E46	3.2L (S54B32)			KBM18532-2E	1210					SMF Conversion Kit incl. C/moly F/W & P/P Bolts (Converts OE DMF Kit)
Z3	E36	3.2L (S50B32)			KBM18530-2E	1210				SMF Conversion Kit incl. C/moly F/W & P/P Bolts (Converts OE DMF Kit)	
<b>Chevrolet</b>											
Camaro	Z28, Z28 SS, 5.7L V8 (98-02) 4th Gen.	LS1			KGM18630-2E	1210			KGM18630-3E	1080	Complete Kit incl. C/moly F/W, CSC & P/P Bolts
Corvette	C5, 5.7L V8 (97-04)	LS1			KGM18630-2E	1210			KGM18630-3E	1080	Complete Kit incl. C/moly F/W, CSC & P/P Bolts
<b>Ford</b>											
Falcon	BA/BF XR8	BOSS 5.4L			KFD18645-2E	1210					Complete Kit incl. C/moly F/W, CSC & P/P Bolts
	FG XR8	BOSS 5.4L			KFD18650-2E	1210			KFD18650-3E	1080	Complete Kit incl. C/moly F/W, CSC & P/P Bolts
<b>FPV</b>											
GT, GT-P, Pursuit, Super Pursuit	BA XR8 / BOSS 290 (3/03-9/05)	BOSS 5.4L			KFD18645-2E	1210					Complete Kit incl. C/moly F/W, CSC & P/P Bolts
GT-P, Pursuit, Super Pursuit	BF XR8 / BOSS 290/302 (10/05-5/08)	BOSS 5.4L			KFD18645-2E	1210					Complete Kit incl. C/moly F/W, CSC & P/P Bolts
GS, GT, GT-E, GT-P, Pursuit, FG XR8 / BOSS 302/315 (6/08-9/10)		BOSS 5.4L			KFD18650-2E	1210			KFD18650-3E	1080	Complete Kit incl. C/moly F/W, CSC & P/P Bolts
<b>Holden</b>											
VT S2-VZ V8 incl. Berlina, SS, SS-Z, SV8 (6/99-1/07)		LS1 (GENIII)			KGM18630-2E	1210			KGM18630-3E	1080	Complete Kit incl. C/moly F/W, CSC & P/P Bolts
					KGM18630-2EL	1210			KGM18630-3EL	1080	Complete Kit incl. Lightweight C/moly F/W, CSC & P/P Bolts
					KGM18636-2E	1210					Complete Kit incl. C/moly F/W, CSC & P/P Bolts
VZ V8, SS, SS Thunder, 6.0L with T56 Transmission		LS2 (L98)			KGM18631-2E	1210			KGM18631-3E	1080	Complete Kit incl. C/moly F/W, CSC & P/P Bolts
Commodore	VE S1 incl. Berlina, SS, SS-V (8/06-8/10)	LS2 / LS3 (L98)			KGM18631-2E	1210			KGM18631-3E	1080	Complete Kit incl. C/moly F/W, CSC & P/P Bolts
					KGM18631-2E	1210			KGM18631-3E	1080	Complete Kit incl. C/moly F/W, CSC & P/P Bolts
					KGM18631-2E	1210			KGM18631-3E	1080	Complete Kit incl. C/moly F/W, CSC & P/P Bolts
VE S2 (6/09-8/10)		LS3 (L98)			KGM18631-2E	1210			KGM18631-3E	1080	Complete Kit incl. C/moly F/W, CSC & P/P Bolts
VE S2 incl. Berlina, SS, SS-V, Sportswagon (9/10-12/11)		LS3 (L77)			KGM18631-2E	1210			KGM18631-3E	1080	Complete Kit incl. C/moly F/W, CSC & P/P Bolts
Monaro	CV8 (12/01-12/05)	LS1 (GENIII)			KGM18630-2E	1210			KGM18630-3E	1080	Complete Kit incl. C/moly F/W, CSC & P/P Bolts
					KGM18630-2EL	1210			KGM18630-3EL	1080	Complete Kit incl. Lightweight C/moly F/W, CSC & P/P Bolts
<b>Honda</b>											
Civic	EK4/9 VTiR, SiR, Si, Type R	B16A/B	KHN18522-1E	610	KHN18522-2E	1210	KHN18522-2B	1210			Complete Kit incl. C/moly F/W & P/P Bolts
	EP3	K20A			KHN18523-2E	1210	KHN18523-2B	1210			Complete Kit incl. C/moly F/W & P/P Bolts
	FB2, FD1, FK2 1.8L	R18Z			KHN18525-2E	1210					Complete Kit incl. C/moly F/W & P/P Bolts
Fit (Jazz)	GD3/GD8 1.5L (12/02-1/09)	L15A			KHN18526-2E	1210					Complete Kit incl. C/moly F/W & P/P Bolts
	GK5 1.5L 7/14-	L15Z	KHN18530-1E	610							Complete Kit incl. C/moly F/W & P/P Bolts
Integra	DC2, Type R	B18C	KHN18522-1E	610	KHN18522-2E	1210					Complete Kit incl. C/moly F/W & P/P Bolts
Prelude	4WS, Type S, SiR, Xi 2.2L (91-02)	H22A			KHN18524-2E	1210					Complete Kit incl. C/moly F/W & P/P Bolts (Xtreme Conv. Cylinder to convert to Push-Type)
S2000	AP1/2	F20C			KHN18629-2E	1210					Complete Kit incl. C/moly F/W & P/P Bolts (Xtreme Conv. Cylinder to convert to Push-Type)
<b>HSV</b>											
Clubsport/ R8, Coupe, GTS, Maloo/ R8, Senator	VT-VZ V8 (6/99-1/07)	LS1 (GENIII)			KGM18630-2E	1210			KGM18630-3E	1080	Complete Kit incl. C/moly F/W, CSC & P/P Bolts
					KGM18630-2EL	1210			KGM18630-3EL	1080	Complete Kit incl. Lightweight C/moly F/W, CSC & P/P Bolts
Clubsport R8, GTS, Maloo R8, Senator	VE V8 (8/06-3/08)	LS2 / LS3 (L98)			KGM18631-2E	1210			KGM18631-3E	1080	Complete Kit incl. C/moly F/W, CSC & P/P Bolts
Clubsport R8, GTS, Maloo R8, Senator	VE V8 (4/08-2/10)	LS3 (L98)			KGM18631-2E	1210			KGM18631-3E	1080	Complete Kit incl. C/moly F/W, CSC & P/P Bolts
W427	VE V8 (7/08-9/09)	LS7			KGM18631-2E	1210			KGM18631-3E	1080	Complete Kit incl. C/moly F/W, CSC & P/P Bolts
Clubsport R8, GTS, Maloo GXP / R8, Senator	VE V8 (2/10-8/11)	LS3 (L98)			KGM18631-2E	1210			KGM18631-3E	1080	Complete Kit incl. C/moly F/W, CSC & P/P Bolts

Vehicle	Model	Engine	Single plate	Torque (Nm)	Twin plate	Torque (Nm)	Twin plate Sprung	Torque (Nm)	Triple plate	Torque (Nm)	Special Notes
Hyundai	Genesis 2.0L Petrol Turbo (2010-)	G4KF			KHD18520-2E	1210					
Hyundai	NB, NB8C, Petrol Turbo model incl.	BP, BPT			KMZ18523-2E	1210					Complete Kit incl. C/moly F/W & P/P Bolts
MX5	NC, NCEC (5-Speed)	LFDE 2.0L			KMZ18525-2E	1210					Complete Kit incl. C/moly F/W & P/P Bolts
RX7	FD3S	13B			KMZ18680-2E	1210					Complete Kit incl. C/moly F/W & P/P Bolts (Xtreme Conv. Cylinder to convert to Push-Type)
Mitsubishi	Lancer GSR	CC model	4G93T	KMI18526-1E	610	KMI18526-2E	1210				Complete Kit incl. C/moly F/W & P/P Bolts
	EVO 1, 2, 3	4G63T (7 Bolt crank)			KMI18524-2E	1210					Complete Kit incl. C/moly F/W & P/P Bolts (7 Bolt Crank)
	EVO 1, 2, 3	4G63T (6 Bolt crank)			KMI18525-2E	1210					Complete Kit incl. C/moly F/W & P/P Bolts (6 Bolt Crank)
	EVO 4, 5, 6				KMI18522-2E	1210	KMI18522-2B	1210	KMI18522-3E	1080	Complete Kit incl. C/moly F/W & P/P Bolts (Push-Type Conversion)
Lancer EVO		4G63T			KMI18682-2E	1210					Complete Kit incl. C/moly F/W & P/P Bolts (Xtreme Conv. Cylinder to convert to Push-Type)
	EVO 7, 8, 9				KMI18522-2E	1210	KMI18522-2B	1210	KMI18522-3E	1080	Complete Kit incl. C/moly F/W & P/P Bolts (Push-Type Conversion)
					KMI18682-2E	1210					Complete Kit incl. C/moly F/W & P/P Bolts (Xtreme Conv. Cylinder to convert to Push-Type)
	EVO X	4B11T			KMI18523-2E	1210			KMI18523-3E	1080	Complete Kit incl. C/moly F/W & P/P Bolts (Push-Type Conversion)
					KMI18683-2E	1210					Complete Kit incl. C/moly F/W & P/P Bolts (Xtreme Conv. Cylinder to convert to Push-Type)
Nissan	180SX	SR20DET			KNI18521-2E	1210			KNI18521-3E	1080	Complete Kit incl. C/moly F/W & P/P Bolts
240Z / 260Z	L Series 1975- onwards	L24			KNI18526-2E	1210					Complete Kit incl. C/moly F/W & P/P Bolts
Cefiro	A31	RB20DET			KNI18520-2E	1210			KNI18520-3E	1080	Complete Kit incl. C/moly F/W & P/P Bolts
Fairlady / 300ZX	Z32 Twin Turbo	VG30DETT			KNI18528-2E	1210	KNI18528-2B	1210			Complete Kit incl. C/moly F/W & P/P Bolts
	N14 2.0L, inc. SSS	SR20DE			KNI18524-2E	1210					Complete Kit incl. C/moly F/W & P/P Bolts
Pulsar (FWD)	N15 2.0L, inc. SSS				KNI18524-2E	1210					Complete Kit incl. C/moly F/W & P/P Bolts
	N16 1.8L	QG18DE			KNI18524-2E	1210					Complete Kit incl. C/moly F/W & P/P Bolts
	S13	SR20DET			KNI18521-2E	1210			KNI18521-3E	1080	Complete Kit incl. C/moly F/W & P/P Bolts
Silvia	S13	CA18DET			KNI18525-2E	1210					Complete Kit incl. C/moly F/W & P/P Bolts
	S14	SR20DET			KNI18521-2E	1210			KNI18521-3E	1080	Complete Kit incl. C/moly F/W & P/P Bolts
	R31	RB30DE/T			KNI18520-2E	1210			KNI18520-3E	1080	Complete Kit incl. C/moly F/W & P/P Bolts
	R32 GTS, GTS-T	RB20DET			KNI18520-2E	1210			KNI18520-3E	1080	Complete Kit incl. C/moly F/W & P/P Bolts
Skyline	R33 GTS-T	RB25DET			KNI18520-2E	1210			KNI18520-3E	1080	Complete Kit incl. C/moly F/W & P/P Bolts
	R34 GT-T (Pull-Type)	RB25DET			KNI18526-2E	1210					Complete Kit incl. C/moly F/W & P/P Bolts (Push-Type Conversion)
	BNR32 GTR Early model (Push-Type)	RB26DETT			KNI18520-2E	1210			KNI18520-3E	1080	Complete Kit incl. C/moly F/W & P/P Bolts
	BNR32 GTR Late model (Pull-Type)	RB26DETT			KNI18526-2E	1210					Complete Kit incl. C/moly F/W & P/P Bolts (Push-Type Conversion)
Skyline GTR	BCNR33 GTR	RB26DETT			KNI18526-2E	1210					Complete Kit incl. C/moly F/W & P/P Bolts (Push-Type Conversion)
	BNR34 GTR	RB26DETT							KNI18683-3E	1080	Complete Kit incl. C/moly F/W & P/P Bolts (Xtreme Conv. Cylinder to convert to Push-Type) *Converts OE DMF Kit
					KNI18523-2E	1210	KNI18523-2B	1210			SMF Conversion Kit incl. C/moly F/W & P/P Bolts (Converts OE DMF Kit)
350Z	Z33 (1/02-3/07)	VQ35DE			KNI18523-2EL	1210					SMF Conversion Kit incl. Lightweight C/moly F/W & P/P Bolts (Converts OE DMF Kit)
Subaru	BRZ	Z1	FA20		KSU18523-2E	1210					Complete Kit incl. C/moly F/W & P/P Bolts
	WRX (5-Spd) GC8, GF8, GDA, GGA	EJ20T			KSU18520-2E	1210	KSU18520-2B	1210			Complete Kit incl. C/moly F/W & P/P Bolts (Push-Type Conversion)
Impreza	WRX STI (6-Spd) GDB, GGB, GRB, GVB	EJ20T / EJ25T			KSU18521-2E	1210	KSU18521-2B	1210			Complete Kit incl. C/moly F/W & P/P Bolts (Push-Type Conversion)
	WRX 2.5L (10/05-) GDA	EJ205			KSU18526-2E	1210					Complete Kit incl. C/moly F/W & P/P Bolts
	WRX 2.0L (3/14-) GK6, GK8	FB20			KSU18526-2E	1210					Complete Kit incl. C/moly F/W & P/P Bolts

Vehicle	Model	Engine	Single plate	Torque (Nm)	Twin plate	Torque (Nm)	Twin plate Sprung	Torque (Nm)	Triple plate	Torque (Nm)	Special Notes
Subaru	Forester	SF5 / SG5 Petrol Turbo	EJ20T		KSU18520-2E	1210	KSU18520-2B	1210			Complete Kit incl. C/moly F/W & P/P Bolts (Push-Type Conversion)
		SG9, XT	EJ25T		KSU18526-2E	1210					Complete Kit incl. C/moly F/W & P/P Bolts
		RS Turbo	EJ20G		KSU18520-2E	1210	KSU18520-2B	1210			Complete Kit incl. C/moly F/W & P/P Bolts (Push-Type Conversion)
Liberty (Legacy)		B4 Twin Turbo	EJ206 / EJ208		KSU18520-2E	1210	KSU18520-2B	1210			Complete Kit incl. C/moly F/W & P/P Bolts (Push-Type Conversion)
		GT, GT-B STI Turbo	EJ255		KSU18520-2E	1210	KSU18520-2B	1210			Complete Kit incl. C/moly F/W & P/P Bolts (Push-Type Conversion)
Suzuki	Swift	Sport 1.6L (05-11)	M16A	KSZ18520-1E	610	KSZ18520-2E	1210	KSZ18520-2B	1210		Complete Kit incl. C/moly F/W & P/P Bolts
		inc. Sport 1.5L (03-11)	M15A	KSZ18521-1E	610						Complete Kit incl. C/moly F/W & P/P Bolts
Toyota	86	GT, GTS	4UGSE		KSU18523-2E	1210					Complete Kit incl. C/moly F/W & P/P Bolts
Corolla / Sprinter		AE86 RWD	4A-GE		KTY18523-2E	1210					Complete Kit incl. C/moly F/W & P/P Bolts
		ZZE122 1.8L FWD	1ZZFE		KTY18521-2E	1210					Complete Kit incl. C/moly F/W & P/P Bolts
Corolla		ZZE123, Sportivo 1.8L FWD	2ZZGE		KTY18522-2E	1210					Complete Kit incl. C/moly F/W & P/P Bolts
	MR2	SW20	3SGTE		KTY18520-2E	1210	KTY18520-2B	1210			Complete Kit incl. C/moly F/W & P/P Bolts
	Celica	GT4, ST185, ST205	3SGTE		KTY18520-2E	1210	KTY18520-2B	1210			Complete Kit incl. C/moly F/W & P/P Bolts
Vauxhall	Monaro	VXR -05	5.7L LS1		KGM18630-2E	1210			KGM18630-3E	1080	Complete Kit incl. C/moly F/W, CSC & P/P Bolts
		VXR8 -12/11	6.0L LS2		KGM18631-2E	1210			KGM18631-3E	1080	Complete Kit incl. C/moly F/W, CSC & P/P Bolts

If you don't see your vehicle listed or you have an enquiry relating to a listing in the catalogue, please call **1800 CLUTCH** (within Australia) or **+61 8 8300 5000** (international). You can also forward all enquiries to [sales@xtremeclutch.com.au](mailto:sales@xtremeclutch.com.au) Alternatively please visit [www.xtremeclutch.com](http://www.xtremeclutch.com) for further information.

# 184MM (7.25") SINTERED SINGLE PLATE

# 184MM (7.25") SINTERED SINGLE PLATE

## TECHNICAL SPECIFICATIONS

### Ø 184MM SINTERED SINGLE PLATE



#### TECHNICAL SPECS:

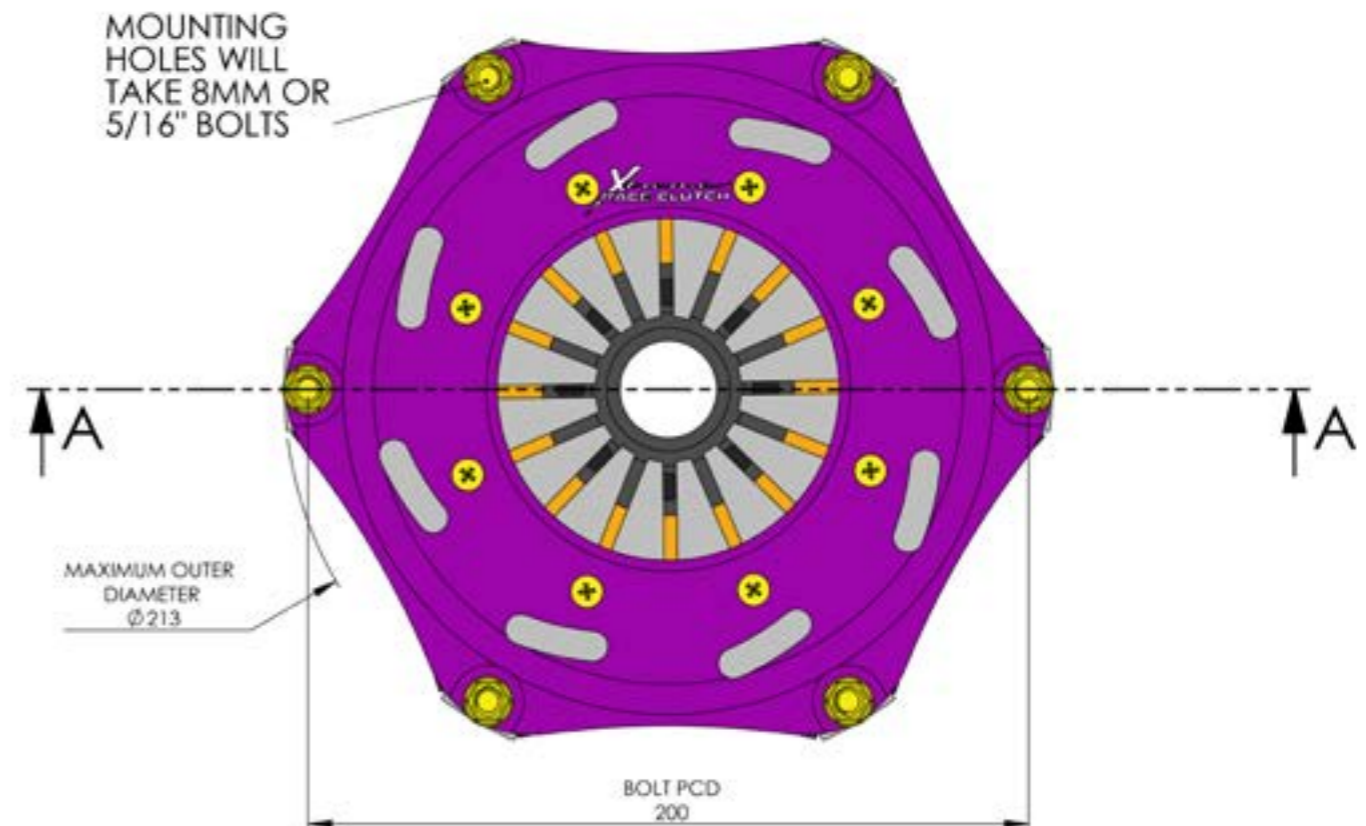
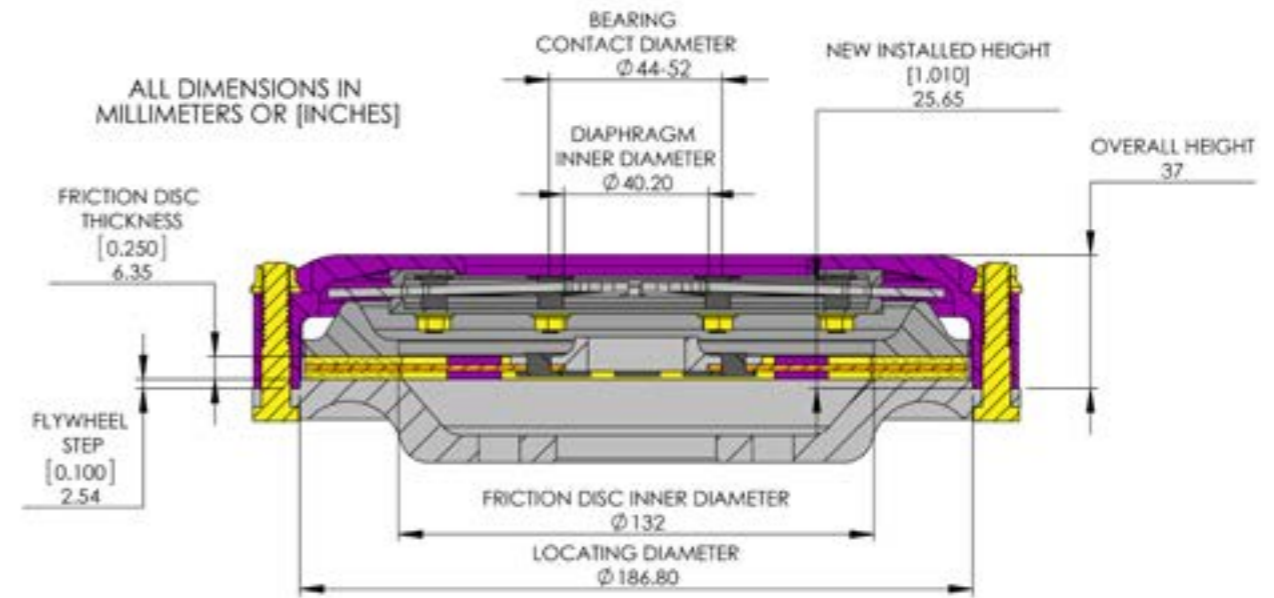
	Ø184mm Light Diaphragm (2.6mm)	Ø184mm Heavy Diaphragm (2.8mm)
Clamping Force	950kg	1080kg
Torque Capacity	535Nm	610Nm
Bearing Contact Diameter	44-52mm	
Bearing Load (@ 44mm)	210kg	260kg
Release Travel Required	5mm	
Assembly Mass (without flywheel)	3.10kg	
Disc Set Static Mass	0.6kg	
Friction Thickness New	6.35mm (0.250")	
Friction Thickness Worn	5.58mm (0.220")	



#### REPLACEMENT PARTS:

Light Diaphragm Alloy Hat Assembly (2.6mm)	185-10B-PPS-L
Heavy Diaphragm Alloy Hat Assembly (2.8mm)	185-10B-PPS
Pressure Plate Casting	185-10B-PPC
Pressure Plate Bolt	BOLT-8X1.25X40
Pressure Plate Washer	WASHER-8mm-C
Pressure Plate Stud Kit	95-010 (37.3mm Underhead length)

## TECHNICAL DRAWING



# 184MM (7.25") SINTERED TWIN PLATE

# 184MM (7.25") SINTERED TWIN PLATE

## TECHNICAL SPECIFICATIONS

### Ø 184MM SINTERED TWIN PLATE



#### TECHNICAL SPECS:

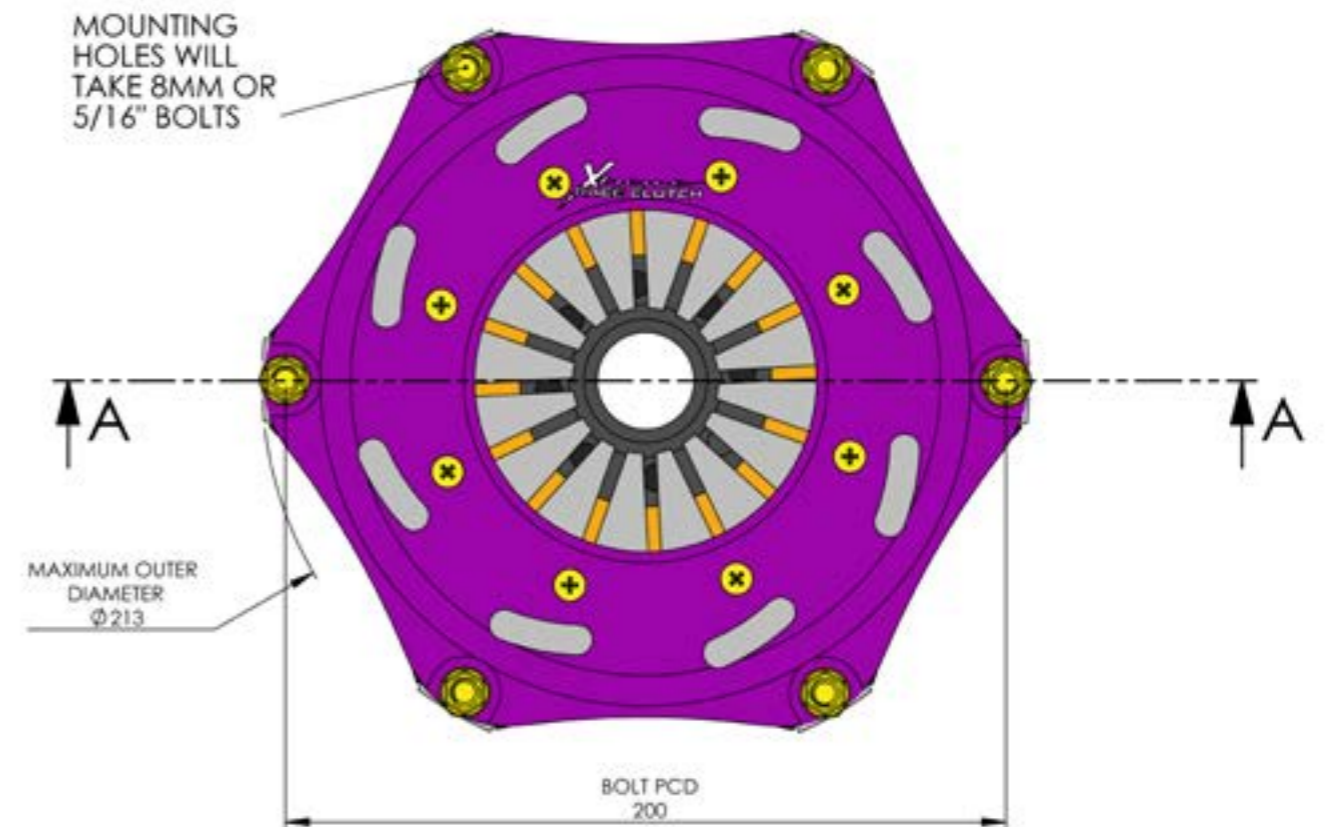
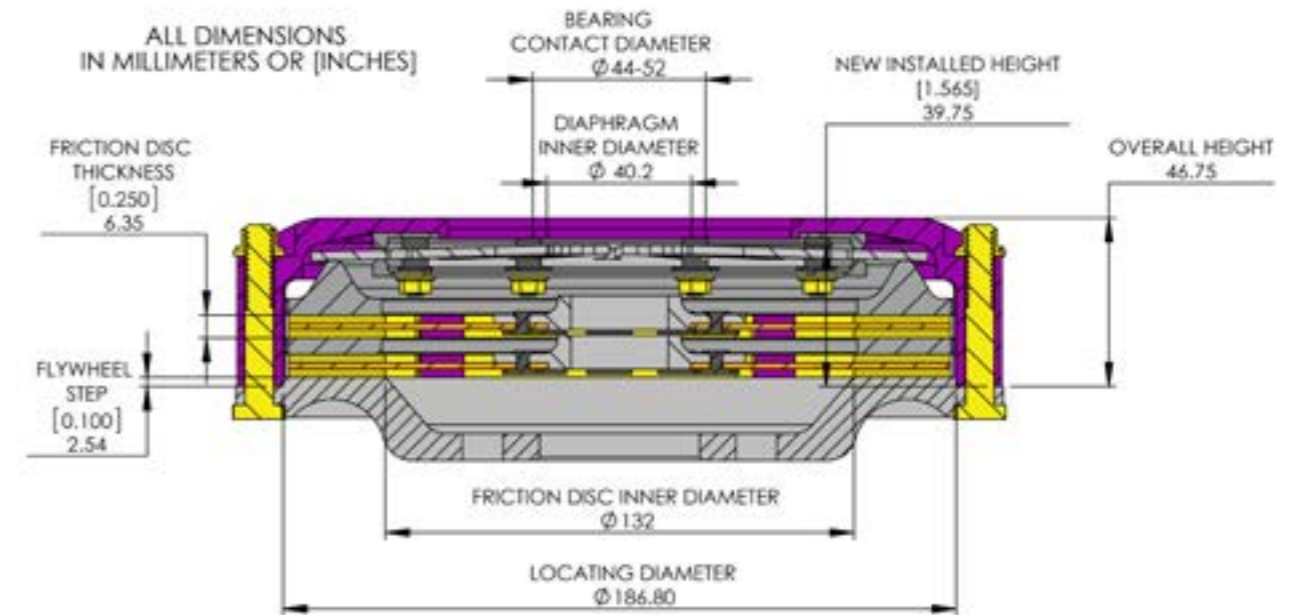
	Ø184mm Light Diaphragm (2.6mm)	Ø184mm Heavy Diaphragm (2.8mm)
Clamping Force	950kg	1080kg
Torque Capacity	1060Nm	1210Nm
Bearing Contact Diameter	44-52mm	
Bearing Load (@ 48mm)	210kg	260kg
Release Travel Required	5mm	
Assembly Mass (without flywheel)	4.45kg	
Disc Set Static Mass	1.1kg	
Friction Thickness New	6.35mm (0.250")	
Friction Thickness Worn	5.97mm (0.235")	



#### REPLACEMENT PARTS:

Light Diaphragm Alloy Hat Assembly (2.6mm)	185-10B-PP-L
Heavy Diaphragm Alloy Hat Assembly (2.8mm)	185-10B-PP
Pressure Plate Casting	185-10B-PPC
Intermediate Plate	185-10B-IP
Pressure Plate Bolt	BOLT-8X1.25X50
Pressure Plate Washer	WASHER-8mm-C
Pressure Plate Stud Kit	95-018 (53mm Underhead length)

## TECHNICAL DRAWING



# 184MM (7.25") SINTERED TRIPLE PLATE

## TECHNICAL SPECIFICATIONS

### Ø 184MM SINTERED TRIPLE PLATE



#### TECHNICAL SPECS:

	Ø184mm Light Diaphragm (2.6mm)	Ø184mm Heavy Diaphragm (2.8mm)
Clamping Force	950kg	1080kg
Torque Capacity	1600Nm	1820Nm
Bearing Contact Diameter	44-52mm	
Bearing Load (@ 44mm)	210kg	260kg
Release Travel Required	5mm	
Assembly Mass (without flywheel)	4.75kg	
Disc Set Static Mass	1.2kg	
Friction Thickness New	2.6mm (0.103")	
Friction Thickness Worn	2.36mm (0.093")	

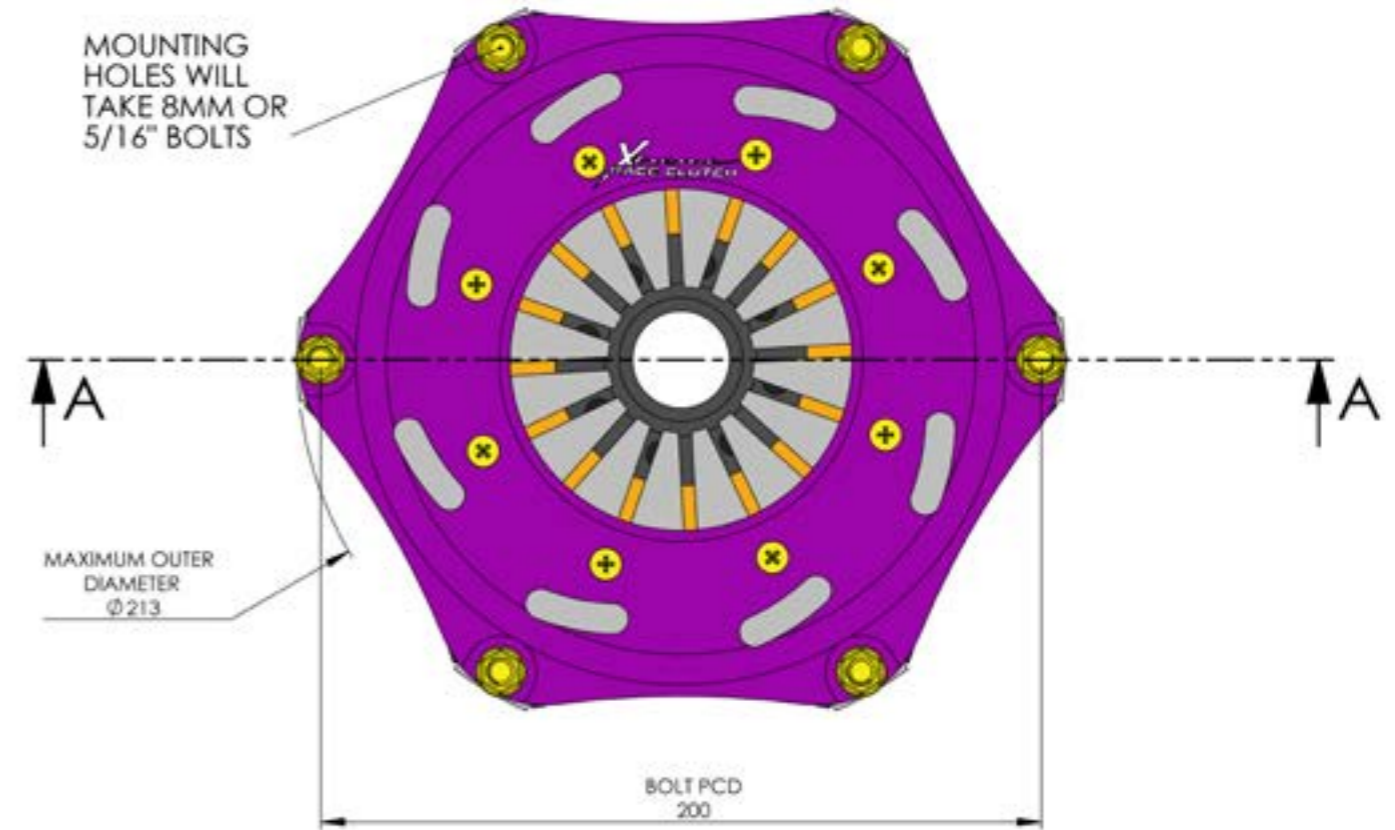
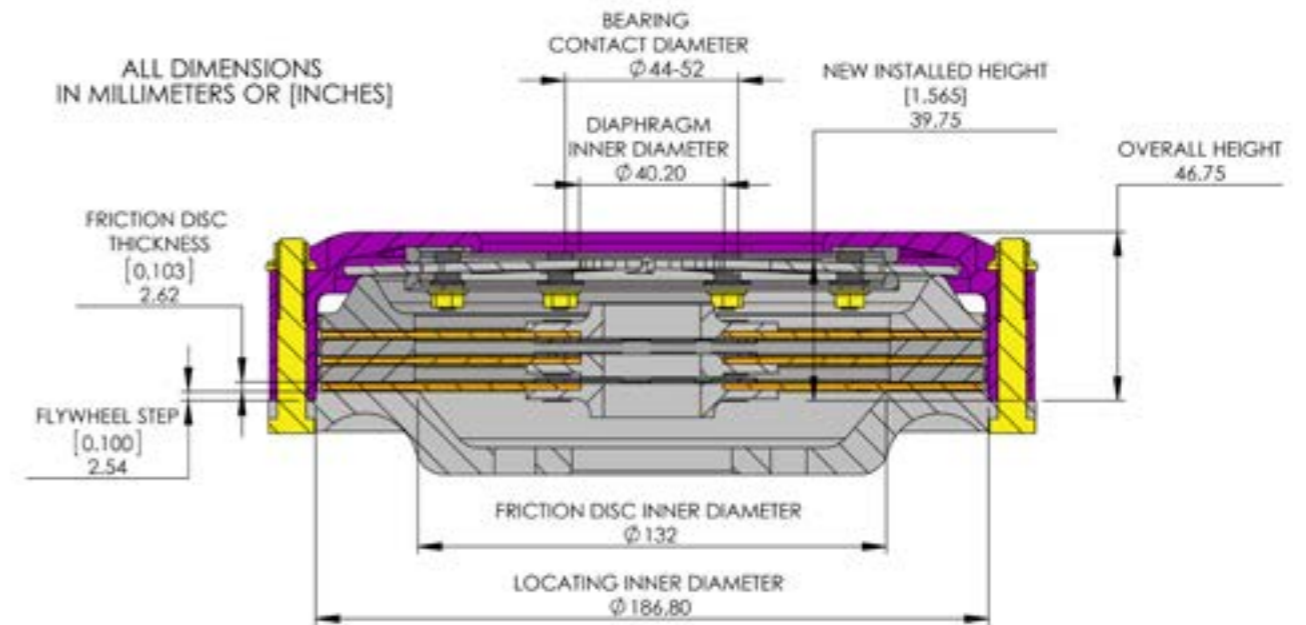


#### REPLACEMENT PARTS:

Light Diaphragm Alloy Hat Assembly (2.6mm)	185-10B-PP-L
Heavy Diaphragm Alloy Hat Assembly (2.8mm)	185-10B-PP
Pressure Plate Casting	185-10B-PPC
Intermediate Plate	185-10B-IP
Pressure Plate Bolt	BOLT-8X1.25X50
Pressure Plate Washer	WASHER-8mm-C
Pressure Plate Stud Kit	95-018 (53mm Underhead length)

# 184MM (7.25") SINTERED TRIPLE PLATE


## TECHNICAL DRAWING





## XTREME 200MM RIGID RACE CLUTCH

The Xtreme 200mm Rigid Race Clutch is designed for motorsport applications including drifting, circuit racing, rally and hillclimbing.



The Xtreme 200mm rigid race clutch consists of a billet chromoly flywheel, rigid ceramic clutch plates, cover assembly, thrust bearing & carrier or internal concentric slave cylinder (CSC).

Vehicle	Model	Engine	Single	Torque (Nm)	Twin Rigid	Torque (Nm)	Special Notes
<b>Acura</b>							
RSX		K20	KHN20523-1E	600			Complete Kit incl. C/moly F/W & P/P Bolts
<b>Audi</b>							
S3	2.0L (Eng code. BHZ, B2C, CDLC) (2007-08/13)	2.0L 16V DOHC (Turbo Petrol)			KVV20520-2E	1200	SMF Conversion Kit incl. C/moly F/W & P/P Bolts (Converts OE DMF Kit)
TT	2.0L (Eng code. BWA, CBBB, CCZA, CDLB) (11/06-1/15)	2.0L 16V DOHC (Turbo Petrol)			KVV20520-2E	1200	SMF Conversion Kit incl. C/moly F/W & P/P Bolts (Converts OE DMF Kit)
<b>BMW</b>							
1M	E82 (6-Bolt Crank) 6/11-2/14	3.0L (N54B30)			KBM20525-2E	1200	SMF Conversion Kit incl. C/moly F/W & P/P Bolts (Converts OE DMF Kit)
135i, 335i	E82-88, E90, E91, E92, E93 (8-Bolt Crank) -12/08	3.0L (N54B30)			KBM20521-2E	1200	
320i, 325i incl. Ci, Ti	E46	2.2L (M54B22), 2.5L (M54B25)			KBM20533-2E	1200	SMF Conversion Kit incl. C/moly F/W & P/P Bolts (Converts OE DMF Kit)
135i, 335i	E90, E91, E92, E93 (6-Bolt Crank) 1/09-	3.0L (N54B30A)			KBM20524-2E	1200	SMF Conversion Kit incl. C/moly F/W & P/P Bolts (Converts OE DMF Kit)
	E90, E92, E93	4.0L V8 (S65B40A)			KBM20522-2E	1200	SMF Conversion Kit incl. C/moly F/W & P/P Bolts (Converts OE DMF Kit)
	E30	2.3L (S14B23), 2.5L (S14B25)			KBM20531-2E	1200	Complete Kit incl. C/moly F/W & P/P Bolts
M3	E36 (3/93-8/95) (10/95-6/00)	3.0L (S50B30), 3.2L (S50B32)			KBM20530-2E	1200	SMF Conversion Kit incl. C/moly F/W & P/P Bolts (Converts OE DMF Kit)
	E46	3.2L (S54B32)			KBM20523-2E	1200	SMF Conversion Kit incl. C/moly F/W & P/P Bolts (Converts OE DMF Kit)
Z3	E36	3.2L (S50B32)			KBM20530-2E	1200	SMF Conversion Kit incl. C/moly F/W & P/P Bolts (Converts OE DMF Kit)
Z4	E89 (6-Bolt Crank)	3.0L (N54B30)			KBM20524-2E	1200	SMF Conversion Kit incl. C/moly F/W & P/P Bolts (Converts OE DMF Kit)
<b>Ford</b>							
Laser	KF/KH 1.8L Petrol Turbo 4WD incl. TX3	BPT			KFD20523-2E	1200	Complete Kit incl. C/moly F/W & P/P Bolts
<b>Honda</b>							
	EK4/9 VTiR, SiR, Si, Type R	B16A/B	KHN20522-1E	600	KHN20522-2E	1200	Complete Kit incl. C/moly F/W & P/P Bolts
Civic	EP3	K20A	KHN20523-1E	600			Complete Kit incl. C/moly F/W & P/P Bolts
	FB2, FD1, FK2 1.8L	R18Z			KHN20525-2E	1200	Complete Kit incl. C/moly F/W & P/P Bolts
CRX	FWD 1.6L (84-87)	D16A	KHN20521-1E	600			Complete Kit incl. C/moly F/W & P/P Bolts
Fit (Jazz)	GD3/GD8 1.5L (12/02-1/09)	L15A	KHN20526-1E	600	KHN20526-2E	1200	Complete Kit incl. C/moly F/W & P/P Bolts
Integra	DC2, Type R	B18C	KHN20522-1E	600	KHN20522-2E	1200	Complete Kit incl. C/moly F/W & P/P Bolts
Prelude	4WS, Type S, SiR, Xi 2.2L (91-02)	H22A			KHN20524-2E	1200	Complete Kit incl. C/moly F/W & P/P Bolts
<b>Hyundai</b>							
Genesis	2.0L Petrol Turbo (2010-)	G4KF			KHD20620-2E	1200	Complete Kit incl. C/moly F/W, CSC & P/P Bolts
					KHD21620-2E	1200	Complete Kit incl. C/moly F/W & P/P Bolts (215mm Upgrade)
<b>Lexus</b>							
IS200	2.0L Petrol RWD GXE10R (3/99-10/05)	1GFE			KLX20520-2E	1200	Complete Kit incl. C/moly F/W & P/P Bolts
<b>Mazda</b>							
626	FS 2.0L (92-02)	FS			KMZ20520-2E	1200	Complete Kit incl. C/moly F/W & P/P Bolts
Familia	BG 1.8L Petrol Turbo 4WD incl. GT, GT-X	BPT			KFD20523-2E	1200	Complete Kit incl. C/moly F/W & P/P Bolts
MX5	NC, NCEC (6-Speed) NC, NCEC (5-Speed)	LFDE 2.0L			KMZ20524-2E	1200	Complete Kit incl. C/moly F/W & P/P Bolts
					KMZ20525-2E	1200	Complete Kit incl. C/moly F/W & P/P Bolts
RX7	FC3S	13B-T			KMZ20526-2E	1200	Complete Kit incl. C/moly F/W & P/P Bolts
	FD3S	13B			KMZ20680-2E	1200	Complete Kit incl. C/moly F/W & P/P Bolts (Xtreme Conv. Cylinder to convert to Push-Type)
RX8	SE3P	13B			KMZ20581-2E	1200	Complete Kit incl. C/moly F/W & P/P Bolts
<b>Mini</b>							
Cooper S	Cabrio, JCW, Petrol Supercharged R52-53 (5/02-2/07)	1.6L (W11B16)			KMC20520-2E	1200	SMF Conversion Kit incl. C/moly F/W & P/P Bolts (Converts OE DMF Kit)
<b>Mitsubishi</b>							
Lancer GSR	CC model	4G93T	KMI20521-1E	600	KMI20521-2E	1200	Complete Kit incl. C/moly F/W & P/P Bolts
	EVO 4, 5, 6				KMI20522-2E	1200	Complete Kit incl. C/moly F/W & P/P Bolts (Push-Type Conversion)
Lancer EVO		4G63T			KMI20682-2E		Complete Kit incl. C/moly F/W & P/P Bolts (Xtreme Conv. Cylinder to convert to Push-Type)
	EVO 7, 8, 9				KMI20522-2E	1200	Complete Kit incl. C/moly F/W & P/P Bolts (Push-Type Conversion)
					KMI20682-2E		Complete Kit incl. C/moly F/W & P/P Bolts (Xtreme Conv. Cylinder to convert to Push-Type)

Vehicle	Model	Engine	Single	Torque (Nm)	Twin Rigid	Torque (Nm)	Special Notes
<b>Mitsubishi</b>							
Lancer EVO	EVO X	4B11T			KMI20523-2E	1200	Complete Kit incl. C/moly F/W & P/P Bolts (Push-Type Conversion)
					KMI20683-2E		Complete Kit incl. C/moly F/W & P/P Bolts (Xtreme Conv. Cylinder to convert to Push-Type)
<b>Nissan</b>							
180SX		SR20DET			KNI20521-2E	1200	Complete Kit incl. C/moly F/W & P/P Bolts
Cefiro	A31	RB20DET			KNI20520-2E	1200	Complete Kit incl. C/moly F/W & P/P Bolts
Juke	F15, 1.6L Turbo Petrol (11/10-)	MR16DDT			KNI20632-2E	1200	SMF Conversion Kit incl. C/moly F/W & P/P Bolts (Converts OE DMF Kit)
	N14 2.0L, inc. SSS	SR20DE			KNI20524-2E	1200	Complete Kit incl. C/moly F/W & P/P Bolts
	N15 2.0L, inc. SSS				KNI20524-2E	1200	Complete Kit incl. C/moly F/W & P/P Bolts
Pulsar (FWD)	N16 1.8L	QG18DE			KNI20524-2E	1200	Complete Kit incl. C/moly F/W & P/P Bolts
	B17/C12, 1.6L Turbo Petrol (6/13-)	MR16DDT			KNI20632-2E	1200	SMF Conversion Kit incl. C/moly F/W, CSC & P/P Bolts (Converts OE DMF Kit)
Silvia	S13	SR20DET			KNI20521-2E	1200	Complete Kit incl. C/moly F/W & P/P Bolts
	S14	SR20DET			KNI20521-2E	1200	Complete Kit incl. C/moly F/W & P/P Bolts
Silvia / 200SX	S15	SR20DET			KNI20522-2E	1200	SMF Conversion Kit incl. C/moly F/W, F/W & P/P Bolts (Converts OE DMF Kit)
	R31	RB30DE/T			KNI20520-2E	1200	Complete Kit incl. C/moly F/W & P/P Bolts
	R32 GTS, GTS-T	RB20DET			KNI20520-2E	1200	Complete Kit incl. C/moly F/W & P/P Bolts
	R33 GTS-T	RB25DET			KNI20520-2E	1200	Complete Kit incl. C/moly F/W & P/P Bolts
	R34 GT-T (Pull-Type)	RB25DET			KNI20526-2E	1200	Complete Kit incl. C/moly F/W & P/P Bolts (Push-Type Conversion)
	BNR32 GTR Early model (Push-Type)	RB26DETT			KNI20520-2E	1200	Complete Kit incl. C/moly F/W & P/P Bolts
Skyline GTR	BNR32 GTR Late model (Pull-Type)	RB26DETT			KNI20526-2E	1200	Complete Kit incl. C/moly F/W & P/P Bolts (Push-Type Conversion)
	BCNR33 GTR	RB26DETT			KNI20526-2E	1200	Complete Kit incl. C/moly F/W & P/P Bolts (Push-Type Conversion)
350Z	Z33 (1/02-3/07)	VQ35DE			KNI20523-2E	1200	SMF Conversion Kit incl. C/moly F/W & P/P Bolts (Converts OE DMF Kit)
					KNI20523-2EL	1200	SMF Conversion Kit incl. Lightweight C/moly F/W & P/P Bolts (Converts OE DMF Kit)
<b>Skoda</b>							
Octavia RS	Eng Code. CCZA 2.0L Turbo Petrol 147KW (3/09-)	CCZA			KAU20521-2E	1200	SMF Conversion Kit incl. C/moly F/W & P/P Bolts (Converts OE DMF Kit)
<b>Subaru</b>							
BRZ	Z1	FA20			KSU20526-2E	1200	Complete Kit incl. C/moly F/W & P/P Bolts
	WRX (5-Spd) GC8, GF8, GDA, GGA	EJ20T			KSU20520-2E	1200	Complete Kit incl. C/moly F/W & P/P Bolts (Push-Type Conversion)
Impreza	WRX STI (6-Spd) GDB, GGB, GRB, GVB	EJ20T / EJ25T			KSU20521-2E	1200	Complete Kit incl. C/moly F/W & P/P Bolts (Push-Type Conversion)
	WRX 2.5L (10/05-) GDA	EJ205			KSU20522-2E	1200	Complete Kit incl. C/moly F/W & P/P Bolts
	WRX 2.0L (3/14-) GK6, GK8	FB20			KSU20522-2E	1200	Complete Kit incl. C/moly F/W & P/P Bolts
Forester	SF5 / SG5 Petrol Turbo	EJ20T			KSU20520-2E	1200	Complete Kit incl. C/moly F/W & P/P Bolts (Push-Type Conversion)
	SG9, XT	EJ25T			KSU20522-2E	1200	Complete Kit incl. C/moly F/W & P/P Bolts
	RS Turbo	EJ20G			KSU20520-2E	1200	Complete Kit incl. C/moly F/W & P/P Bolts (Push-Type Conversion)
Liberty (Legacy)	B4 Twin Turbo	EJ206 / EJ208			KSU20520-2E	1200	Complete Kit incl. C/moly F/W & P/P Bolts (Push-Type Conversion)
	GT, GT-B STI Turbo	EJ255			KSU20520-2E	1200	Complete Kit incl. C/moly F/W & P/P Bolts (Push-Type Conversion)
<b>Toyota</b>							
86	GT, GTS	4UGSE			KSU20526-2E	1200	Complete Kit incl. C/moly F/W & P/P Bolts
Chaser					KTY20530-2E	1200	Complete Kit incl. C/moly F/W & P/P Bolts (Push-Type Conversion)
Cresta	JZX90, JZX100, JZX110 (Pull-Type)	1JZ-GTE			KTY20530-2E	1200	Complete Kit incl. C/moly F/W & P/P Bolts (Push-Type Conversion)
Mark II					KTY20530-2E	1200	Complete Kit incl. C/moly F/W & P/P Bolts (Push-Type Conversion)
Soarer					KTY20530-2E	1200	Complete Kit incl. C/moly F/W & P/P Bolts (Push-Type Conversion)
MR2	SW20	3SGTE			KTY20520-2E	1200	Complete Kit incl. C/moly F/W & P/P Bolts
Celica	GT4, ST185, ST205	3SGTE			KTY20520-2E	1200	Complete Kit incl. C/moly F/W & P/P Bolts
	JZA70 (5-Spd)	1JZ-GTE			KTY20530-2E	1200	Complete Kit incl. C/moly F/W & P/P Bolts (Push-Type Mech. Conversion)
Supra	JZA80 Twin-Turbo (6-Spd)	2JZ-GTE			KTY20531-2E	1200	Complete Kit incl. C/moly F/W & P/P Bolts (Push-Type Mech. Conversion) *Converts OE DMF Kit

Vehicle	Model	Engine	Single	Torque (Nm)	Twin Rigid	Torque (Nm)	Special Notes
<b>Toyota</b>							
Supra	JZA80 Twin-Turbo (6-Spd)	2JZ-GTE			KTY20682-2E	1200	Complete Kit incl. C/moly F/W & P/P Bolts (Xtreme Conv. Cylinder to convert to Push-Type) *Converts OE DMF Kit

If you don't see your vehicle listed or you have an enquiry relating to a listing in the catalogue, please call **1800 CLUTCH** (within Australia) or **+61 8 8300 5000** (international). You can also forward all enquiries to [sales@xtremeclutch.com.au](mailto:sales@xtremeclutch.com.au) Alternatively please visit [www.xtremeclutch.com](http://www.xtremeclutch.com) for further information.

## XTREME MERCHANDISE

### SHIRTS



For further information on the Xtreme Clutch apparel range please call **1800 CLUTCH** or visit [www.xtremeclutch.com](http://www.xtremeclutch.com)

# 200MM (8") CERAMIC SINGLE PLATE

## TECHNICAL SPECIFICATIONS

### Ø 200MM CERAMIC SINGLE PLATE



### TECHNICAL SPECS:

Clamping Force	1000kg
Torque Capacity	600Nm
Bearing Contact Diameter	44-52mm
Bearing Load (@ 44mm)	218kg
Release Travel Required	6mm
Assembly Mass (without flywheel)	5.15kg
Disc Set Static Mass	0.9kg
Friction Thickness New	7mm (0.275")
Friction Thickness Worn	5.7mm (0.224")

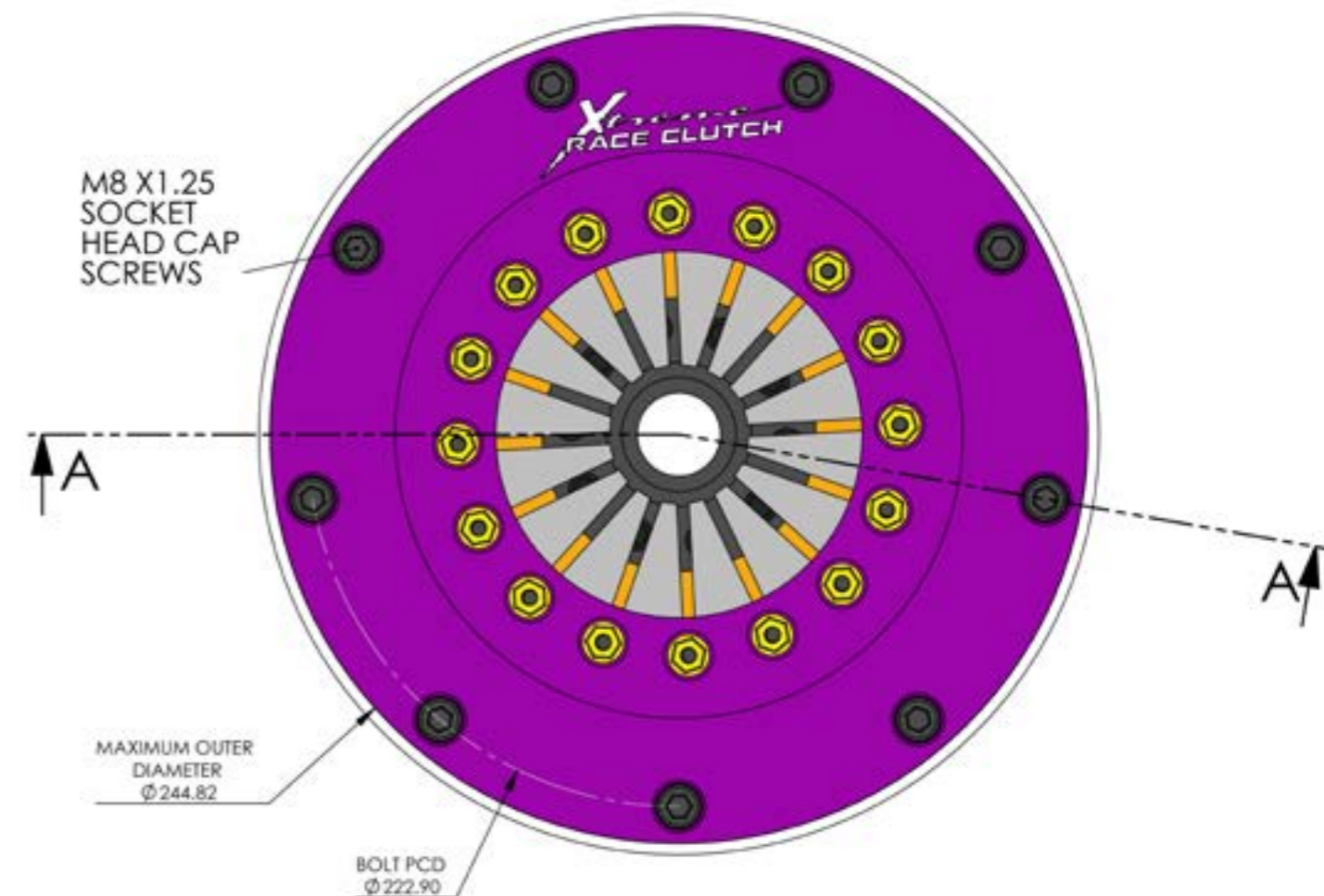
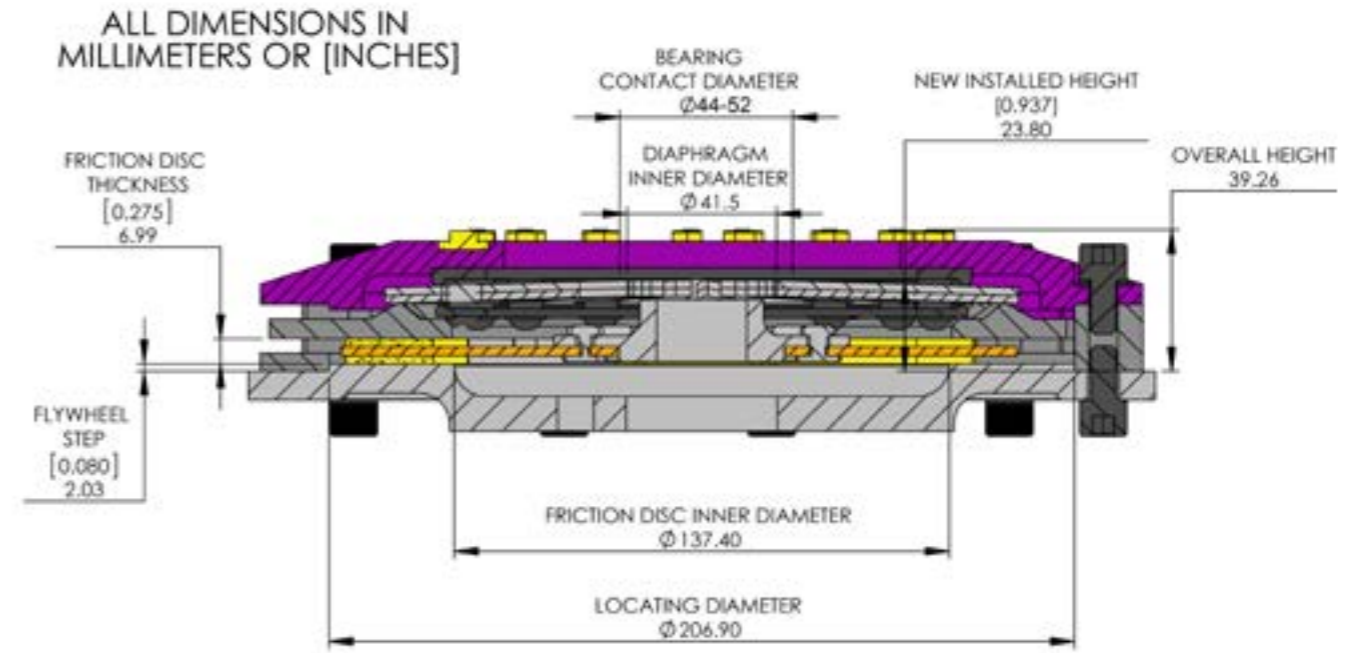


### REPLACEMENT PARTS:

Alloy Hat Assembly	200-11B-PP
Pressure Plate Casting	200-11B-PPC
Adapter Ring	200-11B-PS-SSQ
Pressure Plate Washer	WASHER-8MM-C
Pressure Plate Bolt	BOLT-8X1.25X16-CS

# 200MM (8") CERAMIC SINGLE PLATE

## TECHNICAL DRAWING



# 200MM (8") CERAMIC TWIN PLATE

## TECHNICAL SPECIFICATIONS

### Ø 200MM CERAMIC TWIN PLATE



#### TECHNICAL SPECS:

Clamping Force	1000kg
Torque Capacity	1200Nm
Bearing Contact Diameter	44-52mm
Bearing Load (@ 44mm)	218kg
Release Travel Required	6mm
Assembly Mass (without flywheel)	7kg
Disc Set Static Mass	1.75kg
Friction Thickness New	7mm (0.275")
Friction Thickness Worn	6.48mm (0.255")

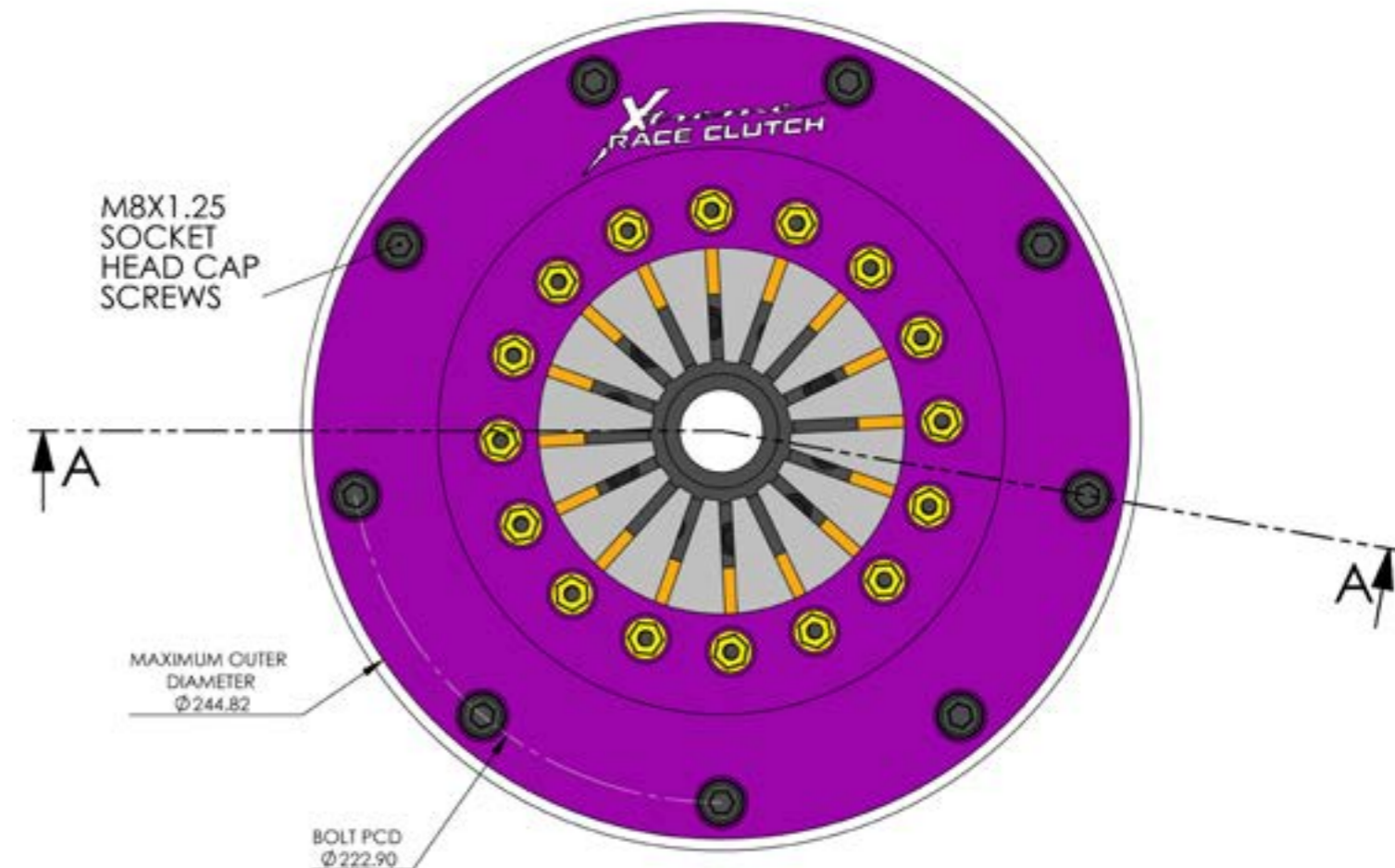
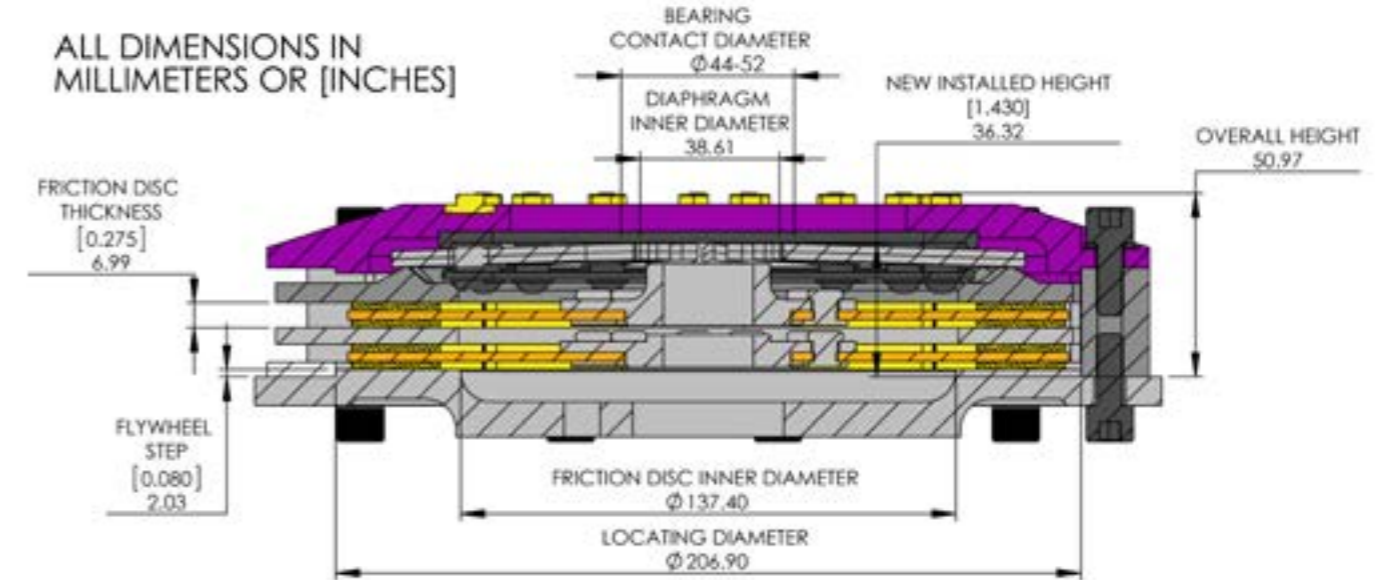


#### REPLACEMENT PARTS:

Alloy Hat Assembly	200-11B-PP
Pressure Plate Casting	200-11B-PPC
Intermediate Plate	200-11B-IP
Intermediate Plate (Quiet Type)	200-11B-IP-SP
Adapter Ring	200-11B-PS-SQ
Pressure Plate Washer	WASHER-8MM-C
Pressure Plate Bolt	BOLT-8X1.25X35-CS
Adapter Ring Bolt	BOLT-10x1.5x20-KT


# 200MM (8") CERAMIC TWIN PLATE

## TECHNICAL DRAWING



## XTREME 200MM SPRUNG RACE CLUTCH

The Xtreme 200mm Sprung Race Clutch is designed for street and track use offering exceptional performance in a variety of applications.



Low inertia lightweight alloy hat

Sprung centre

Lightweight SFI-approved flywheel

The Xtreme 200mm race clutch offers an independent sprung hub that helps to absorb vibrations and rotational movement. The 200mm race clutch kits consist of a billet flywheel, sprung-centred ceramic clutch discs, cover assembly, thrust bearing & carrier or internal concentric slave cylinder (CSC).

Vehicle	Model	Engine	Twin Sprung	Torque (Nm)	Special Notes
<b>BMW</b>					
135i, 335i	E82-88, E90, E91, E92, E93 (8-Bolt Crank) -12/08	3.0L (N54B30)	KBM20521-2B	1200	
135i, 335i	E90, E91, E92, E93 (6-Bolt Crank) 1/09-	3.0L (N54B30A)	KBM20524-2B	1200	SMF Conversion Kit incl. C/moly F/W & P/P Bolts (Converts OE DMF Kit)
M3	E30	2.3L (S14B23), 2.5L (S14B25)	KBM20531-2B	1200	Complete Kit incl. C/moly F/W & P/P Bolts
	E36 (3/93-8/95) (10/95-6/00)	3.0L (S50B30), 3.2L (S50B32)	KBM20530-2B	1200	SMF Conversion Kit incl. C/moly F/W & P/P Bolts (Converts OE DMF Kit)
Z3	E36	3.2L (S50B32)	KBM20530-2B	1200	SMF Conversion Kit incl. C/moly F/W & P/P Bolts (Converts OE DMF Kit)
Z4	E89 (6-Bolt Crank)	3.0L (N54B30)	KBM20524-2B	1200	SMF Conversion Kit incl. C/moly F/W & P/P Bolts (Converts OE DMF Kit)
<b>Ford</b>					
Laser	KF/KH 1.8L Petrol Turbo 4WD incl. TX3	BPT	KFD20523-2B	1200	Complete Kit incl. C/moly F/W & P/P Bolts
<b>Honda</b>					
Civic	EK4/9 VTiR, SiR, Si, Type R	B16A/B	KHN20522-2B	1200	Complete Kit incl. C/moly F/W & P/P Bolts
	FB2, FD1, FK2 1.8L	R18Z	KHN20525-2B	1200	Complete Kit incl. C/moly F/W & P/P Bolts
Integra	DC2, Type R	B18C	KHN20522-2B	1200	Complete Kit incl. C/moly F/W & P/P Bolts
Prelude	4WS, Type S, SiR, Xi 2.2L (91-02)	H22A	KHN20524-2B	1200	Complete Kit incl. C/moly F/W & P/P Bolts
<b>Hyundai</b>					
Genesis	2.0L Petrol Turbo (2010-)	G4KF	KHD20620-2B	1200	Complete Kit incl. C/moly F/W, CSC & P/P Bolts
			KHD20620-2B	1200	Complete Kit incl. C/moly F/W & P/P Bolts (215mm Upgrade)
<b>Lexus</b>					
IS200	2.0L Petrol RWD GXE10R (3/99-10/05)	1GFE	KLX20520-2B	1200	Complete Kit incl. C/moly F/W & P/P Bolts
<b>Mazda</b>					
626	FS 2.0L (92-02)	FS	KMZ20520-2B	1200	Complete Kit incl. C/moly F/W & P/P Bolts
Familia	BG 1.8L Petrol Turbo 4WD incl. GT, GT-X	BPT	KFD20523-2B	1200	Complete Kit incl. C/moly F/W & P/P Bolts
MX5	NC, NCEC (6-Speed)	LFDE 2.0L	KMZ20524-2B	1200	Complete Kit incl. C/moly F/W & P/P Bolts
			KMZ20525-2B	1200	Complete Kit incl. C/moly F/W & P/P Bolts
RX7	FC3S	13B-T	KMZ20526-2B	1200	Complete Kit incl. C/moly F/W & P/P Bolts
			KMZ20680-2B	1200	Complete Kit incl. C/moly F/W & P/P Bolts (Xtreme Conv. Cylinder to convert to Push-Type)
<b>Mini</b>					
Cooper S	Cabrio, JCW, Petrol Supercharged R52-53 (5/02-2/07)	1.6L (W11B16)	KMC20520-2B	1200	SMF Conversion Kit incl. C/moly F/W & P/P Bolts (Converts OE DMF Kit)
<b>Mitsubishi</b>					
Lancer GSR	CC model	4G93T	KMI20521-2B	1200	Complete Kit incl. C/moly F/W & P/P Bolts
			KMI20522-2B	1200	Complete Kit incl. C/moly F/W & P/P Bolts (Push-Type Conversion)
Lancer EVO	EVO 4, 5, 6	4G63T	KMI20682-2B	1200	Complete Kit incl. C/moly F/W & P/P Bolts (Xtreme Conv. Cylinder to convert to Push-Type)
			KMI20522-2B	1200	Complete Kit incl. C/moly F/W & P/P Bolts (Push-Type Conversion)
Lancer EVO	EVO 7, 8, 9	4G63T	KMI20682-2B	1200	Complete Kit incl. C/moly F/W & P/P Bolts (Xtreme Conv. Cylinder to convert to Push-Type)
			KMI20523-2B	1200	Complete Kit incl. C/moly F/W & P/P Bolts (Push-Type Conversion)
Lancer EVO	EVO X	4B11T	KMI20683-2B	1200	Complete Kit incl. C/moly F/W & P/P Bolts (Xtreme Conv. Cylinder to convert to Push-Type)
			KMI20521-2B	1200	Complete Kit incl. C/moly F/W & P/P Bolts
<b>Nissan</b>					
180SX		SR20DET	KNI20521-2B	1200	Complete Kit incl. C/moly F/W & P/P Bolts
Cefiro	A31	RB20DET	KNI20520-2B	1200	Complete Kit incl. C/moly F/W & P/P Bolts
			KNI20524-2B	1200	Complete Kit incl. C/moly F/W & P/P Bolts
			KNI20524-2B	1200	Complete Kit incl. C/moly F/W & P/P Bolts
Pulsar (FWD)	N14 2.0L, inc. SSS	SR20DE	KNI20524-2B	1200	Complete Kit incl. C/moly F/W & P/P Bolts
			KNI20524-2B	1200	Complete Kit incl. C/moly F/W & P/P Bolts
Pulsar GTiR	4WD, 2.0L Turbo Petrol	SR20DET	KNI20524-2B	1200	Complete Kit incl. C/moly F/W & P/P Bolts
			KNI20530-2B	1200	Complete Kit incl. C/moly F/W & P/P Bolts
Silvia	S13	SR20DET	KNI20521-2B	1200	Complete Kit incl. C/moly F/W & P/P Bolts
			KNI20521-2B	1200	Complete Kit incl. C/moly F/W & P/P Bolts
Silvia / 200SX	S15	SR20DET	KNI20522-2B	1200	SMF Conversion Kit incl. C/moly F/W, F/W & P/P Bolts (Converts OE DMF Kit)
Skyline	R31	RB30DE/T	KNI20520-2B	1200	Complete Kit incl. C/moly F/W & P/P Bolts

# 200MM SPRUNG CLUTCH KIT CATALOGUE



Vehicle	Model	Engine	Twin Sprung	Torque (Nm)	Special Notes
Nissan					
	R32 GTS, GTS-T	RB20DET	KNI20520-2B	1200	Complete Kit incl. C/moly F/W & P/P Bolts
Skyline	R33 GTS-T	RB25DET	KNI20520-2B	1200	Complete Kit incl. C/moly F/W & P/P Bolts
	R34 GT-T (Pull-Type)	RB25DET	KNI20526-2B	1200	Complete Kit incl. C/moly F/W & P/P Bolts (Push-Type Conversion)
Skyline GTR	BNR32 GTR Early model (Push-Type)	RB26DETT	KNI20520-2B	1200	Complete Kit incl. C/moly F/W & P/P Bolts
	BNR32 GTR Late model (Pull-Type)	RB26DETT	KNI20526-2B	1200	Complete Kit incl. C/moly F/W & P/P Bolts (Push-Type Conversion)
	BCNR33 GTR	RB26DETT	KNI20526-2B	1200	Complete Kit incl. C/moly F/W & P/P Bolts (Push-Type Conversion)
350Z	Z33 (1/02-3/07)	VQ35DE	KNI20523-2B	1200	SMF Conversion Kit incl. C/moly F/W & P/P Bolts (Converts OE DMF Kit)
			KNI20523-2BL	1200	SMF Conversion Kit incl. Lightweight C/moly F/W & P/P Bolts (Converts OE DMF Kit)
Subaru					
BRZ	Z1	FA20	KSU20526-2B	1200	Complete Kit incl. C/moly F/W & P/P Bolts
	WRX (5-Spd) GC8, GF8, GDA, GGA	EJ20T	KSU20520-2B	1200	Complete Kit incl. C/moly F/W & P/P Bolts (Push-Type Conversion)
Impreza	WRX STI (6-Spd) GDB, GGB, GRB, GVB	EJ20T / EJ25T	KSU20521-2B	1200	Complete Kit incl. C/moly F/W & P/P Bolts (Push-Type Conversion)
	WRX 2.5L (10/05-) GDA	EJ205	KSU20522-2B	1200	Complete Kit incl. C/moly F/W & P/P Bolts
	WRX 2.0L (3/14-) GK6, GK8	FB20	KSU20522-2B	1200	Complete Kit incl. C/moly F/W & P/P Bolts
Forester	SF5 / SG5 Petrol Turbo	EJ20T	KSU20520-2B	1200	Complete Kit incl. C/moly F/W & P/P Bolts (Push-Type Conversion)
	SG9, XT	EJ25T	KSU20522-2B	1200	Complete Kit incl. C/moly F/W & P/P Bolts
	RS Turbo	EJ20G	KSU20520-2B	1200	Complete Kit incl. C/moly F/W & P/P Bolts (Push-Type Conversion)
Liberty (Legacy)	B4 Twin Turbo	EJ206 / EJ208	KSU20520-2B	1200	Complete Kit incl. C/moly F/W & P/P Bolts (Push-Type Conversion)
	GT, GT-B STI Turbo	EJ255	KSU20520-2B	1200	Complete Kit incl. C/moly F/W & P/P Bolts (Push-Type Conversion)
Toyota					
86	GT, GTS	4UGSE	KSU20526-2B	1200	Complete Kit incl. C/moly F/W & P/P Bolts
Chaser			KTY20530-2B	1200	Complete Kit incl. C/moly F/W & P/P Bolts (Push-Type Conversion)
Cresta			KTY20530-2B	1200	Complete Kit incl. C/moly F/W & P/P Bolts (Push-Type Conversion)
Mark II	JZX90, JZX100, JZX110 (Pull-Type)	1JZ-GTE	KTY20530-2B	1200	Complete Kit incl. C/moly F/W & P/P Bolts (Push-Type Conversion)
Soarer			KTY20530-2B	1200	Complete Kit incl. C/moly F/W & P/P Bolts (Push-Type Conversion)
MR2	SW20	3SGTE	KTY20520-2B	1200	Complete Kit incl. C/moly F/W & P/P Bolts
Celica	GT4, ST185, ST205	3SGTE	KTY20520-2B	1200	Complete Kit incl. C/moly F/W & P/P Bolts
	JZA70 (5-Spd)	1JZ-GTE	KTY20530-2B	1200	Complete Kit incl. C/moly F/W & P/P Bolts (Push-Type Mech. Conversion)
Supra	JZA80 Twin-Turbo (6-Spd)	2JZ-GTE	KTY20531-2B	1200	Complete Kit incl. C/moly F/W & P/P Bolts (Push-Type Mech. Conversion) *Converts OE DMF Kit
			KTY20682-2B	1200	Complete Kit incl. C/moly F/W & P/P Bolts (Xtreme Conv. Cylinder to convert to Push-Type) *Converts OE DMF Kit



If you don't see your vehicle listed or you have an enquiry relating to a listing in the catalogue, please call **1800 CLUTCH** (within Australia) or **+61 8 8300 5000** (international). You can also forward all enquiries to [sales@xtremeclutch.com.au](mailto:sales@xtremeclutch.com.au) Alternatively please visit [www.xtremeclutch.com](http://www.xtremeclutch.com) for further information.

# 200MM (8") CERAMIC SPRUNG TWIN PLATE

## TECHNICAL SPECIFICATIONS

### Ø 200MM SPRUNG CERAMIC TWIN PLATE



#### TECHNICAL SPECS:

Clamping Force	1000kg
Torque Capacity	1200Nm
Bearing Contact Diameter	44-52mm
Bearing Load (@ 44mm)	218kg
Release Travel Required	6mm
Assembly Mass (without flywheel)	7.4kg
Disc Set Static Mass	2.15kg
Friction Thickness New	7mm (0.275")
Friction Thickness Worn	6.48mm (0.255")

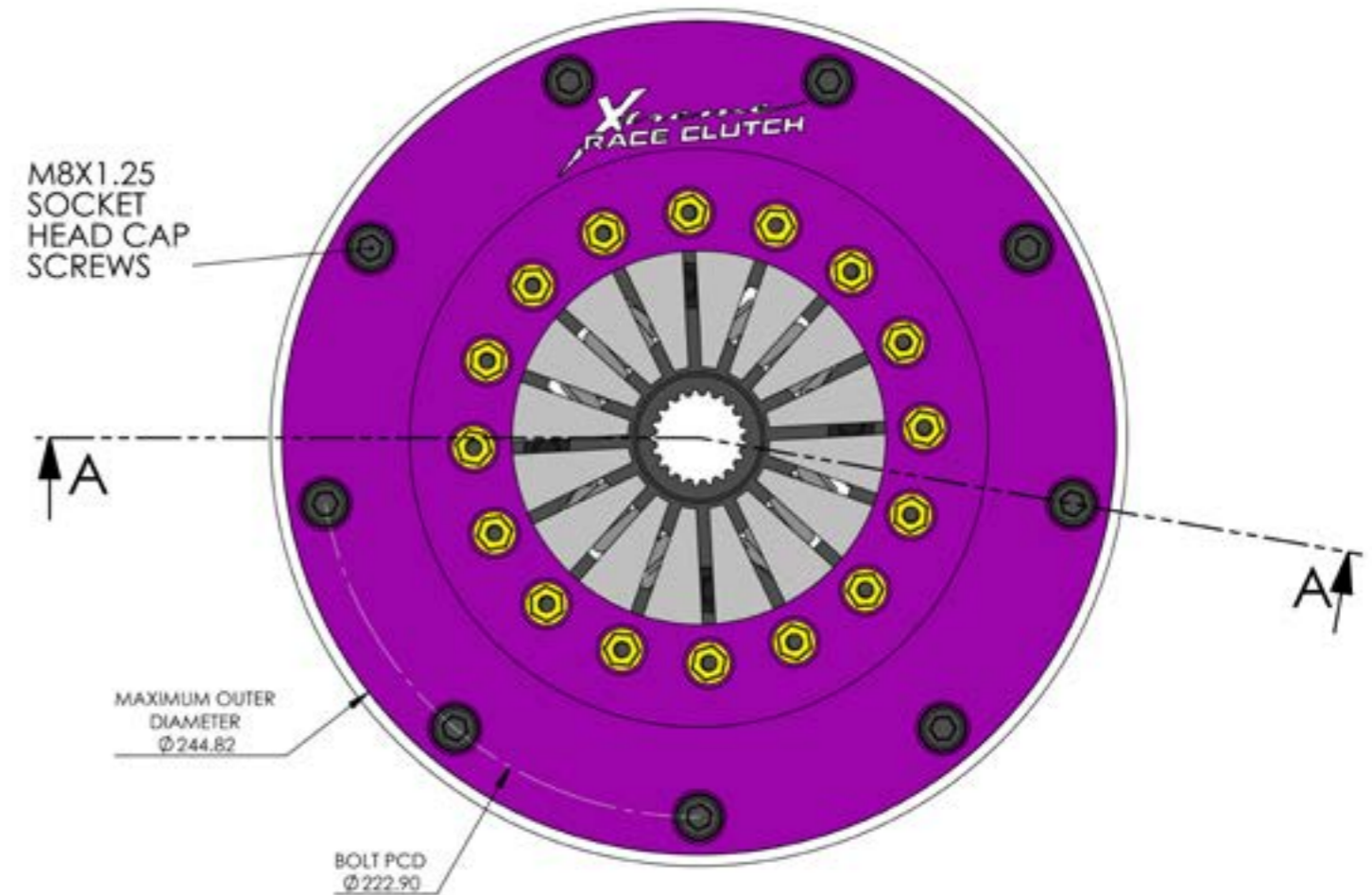
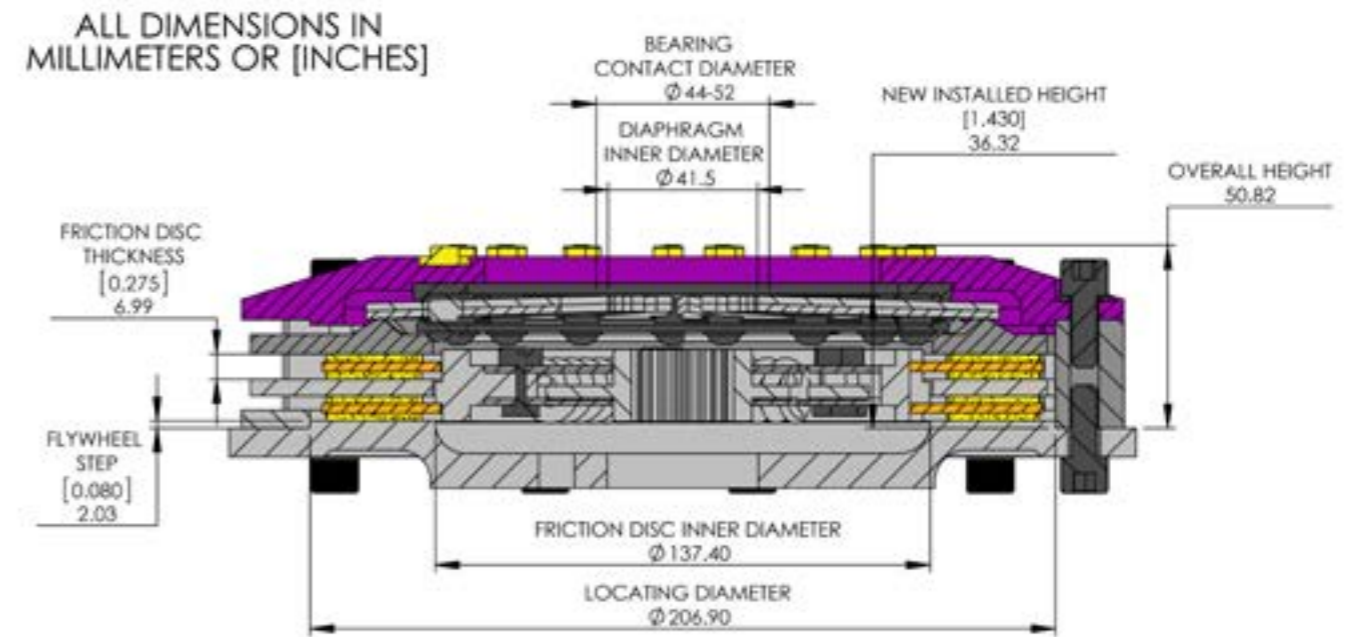


#### REPLACEMENT PARTS:

Alloy Hat Assembly	200-11B-PP
Pressure Plate Casting	200-11B-PPC
Intermediate Plate	200-11B-IP
Intermediate Plate (Quiet Type)	200-11B-IP-SP
Adapter Ring	200-11B-PS-SQ
Pressure Plate Washer	WASHER-8MM-C
Pressure Plate Bolt	BOLT-10x1.5x20-KT


# 200MM (8") CERAMIC SPRUNG TWIN PLATE

## TECHNICAL DRAWING



## XTREME 230MM RACE CLUTCH

The Xtreme Clutch 230mm Race Clutch is available with either ceramic or carbon friction materials, making these kits ideal for high horsepower and motorsport applications where a high heat capacity is required.



Low inertia lightweight alloy hat

High-friction ceramic material

Lightweight SFI-approved flywheel

The Xtreme 230mm Race Clutch is the ultimate in clutch solutions with a range like no other. The 230mm range offers a variety of kits to suit most high horsepower applications for street, circuit, drift or rally use.

Vehicle	Model	Engine	Ceramic	Torque (Nm)	Carbon Blade	Torque (Nm)	Special Notes
<b>BMW</b>							
1M	E82 (6-Bolt Crank) 6/11-2/14	3.0L (N54B30)	KBM23596-2E	1800	KBM23596-2P	1675	SMF Conversion Kit incl. C/moly F/W & P/P Bolts (Converts OE DMF Kit)
135i, 335i	E82-88, E90, E91, E92, E93 (8-Bolt Crank) -12/08	3.0L (N54B30)	KBM23595-2E	1800	KBM23595-2P	1675	SMF Conversion Kit incl. C/moly F/W & P/P Bolts (Converts OE DMF Kit)
135i, 335i	E90, E91, E92, E93 (6-Bolt Crank) 1/09-	3.0L (N54B30A)	KBM23594-2E	1800	KBM23594-2P	1675	SMF Conversion Kit incl. C/moly F/W & P/P Bolts (Converts OE DMF Kit)
M3	E36 (3/93-8/95) (10/95-6/00)	3.0L (S50B30), 3.2L (S50B32)	KBM23589-2E	1800	KBM23589-2P	1675	SMF Conversion Kit incl. C/moly F/W & P/P Bolts (Converts OE DMF Kit)
	E46	3.2L (S54B32)	KBM23550-2E	1800	KBM23550-2P	1675	SMF Conversion Kit incl. C/moly F/W & P/P Bolts (Converts OE DMF Kit)
Z3	E36	3.2L (S50B32)	KBM23589-2E	1800	KBM23589-2P	1675	SMF Conversion Kit incl. C/moly F/W & P/P Bolts (Converts OE DMF Kit)
<b>Chevrolet</b>							
	ZL1 6.2L (12-15)	LSA	KGM23633-2E	1800	KGM23633-2P	1675	SMF Conversion Kit incl. C/moly F/W, CSC & P/P Bolts (Converts OE DMF Kit)
Camaro	Z28, Z28 SS, 5.7L V8 (98-02) 4th Gen.	LS1	KGM23630-2E	1800	KGM23630-2P	1675	Complete Kit incl. C/moly F/W, CSC & P/P Bolts
	SS, 6.2L V8 (10-14) 5th Gen.	LS3	KGM23639-2E	1800	KGM23639-2P	1675	Complete Kit incl. C/moly F/W, CSC & P/P Bolts
	C5, 5.7L V8 (97-04)	LS1	KGM23630-2E	1800	KGM23630-2P	1675	Complete Kit incl. C/moly F/W, CSC & P/P Bolts
Corvette	C6, 6.0L V8 (04-07)	LS2	KGM23683-2E	1800	KGM23630-2P	1675	Complete Kit incl. C/moly F/W, CSC & P/P Bolts
	C6 incl. models LT, GrandSport 6.2L V8 (09-)	LS3	KGM23683-2E	1800	KGM23630-2P	1675	Complete Kit incl. C/moly F/W, CSC & P/P Bolts
<b>Ford</b>							
	EF/EL/AU 8CYL, XR8	5.0L	KFD23547-2E	1800			Complete Kit incl. C/moly F/W, CSC & P/P Bolts
	BA/BF XR6 Turbo	Barra 4.0L	KFD23660-2E	1800	KFD23660-2P	1675	Complete Kit incl. C/moly F/W, CSC & P/P Bolts
Falcon	BA/BF XR8	BOSS 5.4L	KFD23645-2E	1800	KFD23645-2P	1675	Complete Kit incl. C/moly F/W, CSC & P/P Bolts
	FG XR6 Turbo	Barra 4.0L	KFD23670-2E	1800	KFD23670-2P	1675	Complete Kit incl. C/moly F/W, CSC & P/P Bolts
	FG XR8	BOSS 5.4L	KFD23650-2E	1800	KFD23650-2P	1675	Complete Kit incl. C/moly F/W, CSC & P/P Bolts
	ST	ECOBOOST 2.0L	KFD23659-2E	1800	KFD23659-2P	1675	SMF Conversion Kit incl. C/moly F/W, CSC & P/P Bolts (Converts OE DMF Kit)
Focus	RS Mk 2 (9/10-6/12)	B5254T 2.5L	KFD23648-2E	1800	KFD23648-2P	1675	SMF Conversion Kit incl. C/moly F/W, CSC & P/P Bolts (Converts OE DMF Kit)
	RS Mk 3 (2016-)	ECOBOOST 2.3L	KFD23659-2E	1800	KFD23659-2P	1675	SMF Conversion Kit incl. C/moly F/W, CSC & P/P Bolts (Converts OE DMF Kit)
	Shelby GT500, Petrol V8 Super-charged w/TR6060 Transmission (06-09)	Modular 5.4L	KFD23681-2E	1800			Complete Kit incl. C/moly F/W, CSC & P/P Bolts
	Shelby GT500, Petrol V8 Super-charged w/TR6060 Transmission (10-12)	Modular 5.4L	KFD23681-2E	1800			
Mustang S-197 (Fifth Gen.)	GT, Petrol V8 w/MT82 Transmission (10-14)	Coyote 5.0L	KFD23655-2E	1800	KFD23655-2P	1675	Complete Kit incl. C/moly F/W, CSC & P/P Bolts
	Boss 302, Petrol V8 w/MT82 Transmission (11-14)	Coyote 5.0L	KFD23655-2E	1800	KFD23655-2P	1675	
	Shelby GT500, Petrol V8 Super-charged w/TR606 Transmission (13-14)	Modular 5.8L	KFD23681-2E	1800			Complete Kit incl. C/moly F/W, CSC & P/P Bolts
	ECOBOOST, Turbo Petrol (8/14-)	ECOBOOST 2.3L	KFD23697-2E	1800	KFD23697-2P	1675	SMF Conversion Kit incl. C/moly F/W, CSC & P/P Bolts (Converts OE DMF Kit)
Mustang S550 (Sixth Gen.)	GT, Petrol V8 w/MT82 Transmission (8/14-)	Coyote 5.0L	KFD23655-2E	1800	KFD23655-2P	1675	Complete Kit incl. C/moly F/W, CSC & P/P Bolts
<b>FPV</b>							
F6, Typhoon, Tornado	BA XR6T (10/04-9/05)	Barra 4.0L	KFD23660-2E	1800	KFD23660-2P	1675	Complete Kit incl. C/moly F/W, CSC & P/P Bolts
GT, GT-P, Pursuit, Super Pursuit	BA XR8 / BOSS 290 (3/03-9/05)	BOSS 5.4L	KFD23645-2E	1800	KFD23645-2P	1675	Complete Kit incl. C/moly F/W, CSC & P/P Bolts
F6, Force 6, Typhoon, Tornado	BF XR6T (10/05-5/08)	Barra 4.0L	KFD23660-2E	1800	KFD23660-2P	1675	Complete Kit incl. C/moly F/W, CSC & P/P Bolts
GT-P, Pursuit, Super Pursuit	BF XR8 / BOSS 290/302 (10/05-5/08)	BOSS 5.4L	KFD23645-2E	1800	KFD23645-2P	1675	Complete Kit incl. C/moly F/W, CSC & P/P Bolts
F6, F6-E	FG XR6T (6/08-)	Barra 4.0L	KFD23670-2E	1800	KFD23670-2P	1675	Complete Kit incl. C/moly F/W, CSC & P/P Bolts
GS, GT, GT F 351, GT-E, GT-P	FG XR8 / BOSS 315/335 (10/10-)	BOSS 5.0L Super-charged	KFD23681-2E	1800			Complete Kit incl. C/moly F/W, CSC & P/P Bolts
GS, GT, GT-E, GT-P, Pursuit, Super Pursuit	FG XR8 / BOSS 302/315 (6/08-9/10)	BOSS 5.4L	KFD23650-2E	1800	KFD23650-2P	1675	Complete Kit incl. C/moly F/W, CSC & P/P Bolts



# 230MM CLUTCH KIT CATALOGUE

# 230MM CERAMIC / CARBON KITS

Vehicle	Model	Engine	Ceramic	Torque (Nm)	Carbon Blade	Torque (Nm)	Special Notes
<b>Holden</b>							
	VT S2-VZ V8 incl. Berlina, SS, SS-Z, SV8 (6/99-1/07)	LS1 (GENIII)	KGM23630-2E	1800	KGM23630-2P	1675	Complete Kit incl. C/moly F/W, CSC & P/P Bolts
	VZ V8, SS, SS Thunder, 6.0L with T56 Transmission	LS2 (L98)	KGM23636-2E	1800			Complete Kit incl. C/moly F/W, CSC & P/P Bolts
	VE S1 incl. Berlina, SS, SS-V (8/06-8/10)	LS2 / LS3 (L98)	KGM23631-2E	1800	KGM23631-2P	1675	Complete Kit incl. C/moly F/W, CSC & P/P Bolts (Also available with Lightweight F/W, KGM23631-2EL)
Commodore	VE S2 (6/09-8/10)	LS3 (L98)	KGM23631-2E	1800	KGM23631-2P	1675	Complete Kit incl. C/moly F/W, CSC & P/P Bolts (Also available with Lightweight F/W, KGM23631-2EL)
	VE S2 incl. Berlina, SS, SS-V, Sportswagon (9/10-12/11)	LS3 (L77)	KGM23631-2E	1800	KGM23631-2P	1675	Complete Kit incl. C/moly F/W, CSC & P/P Bolts (Also available with Lightweight F/W, KGM23631-2EL)
	VE incl. Berlina, SS, SS-V, Sportswagon (1/12-4/13)	LS3 (L77)	KGM23632-2E	1800	KGM23632-2P	1675	SMF Conversion Kit incl. C/moly F/W, CSC & P/P Bolts (Converts OE DMF Kit)
	VF incl. SS, SS-V, Sportswagon (5/13-)	LS3 (L77)	KGM23632-2E	1800	KGM23632-2P	1675	SMF Conversion Kit incl. C/moly F/W, CSC & P/P Bolts (Converts OE DMF Kit)
Monaro	CV8 (12/01-12/05)	LS1 (GENIII)	KGM23630-2E	1800	KGM23630-2P	1675	Complete Kit incl. C/moly F/W, CSC & P/P Bolts
<b>HSV</b>							
Clubsport /R8,Coupe, GTS,Maloo/R8, Senator	VT-VZ V8 (6/99-1/07)	LS1 (GENIII)	KGM23630-2E	1800	KGM23630-2P	1675	Complete Kit incl. C/moly F/W, CSC & P/P Bolts
Clubsport R8, GTS, Maloo R8, Senator	VE V8 (8/06-3/08)	LS2 / LS3 (L98)	KGM23631-2E	1800	KGM23631-2P	1675	Complete Kit incl. C/moly F/W, CSC & P/P Bolts (Also available with Lightweight F/W, KGM23631-2EL)
Clubsport R8, GTS, Maloo R8, Senator	VE V8 (4/08-2/10)	LS3 (L98)	KGM23631-2E	1800	KGM23631-2P	1675	Complete Kit incl. C/moly F/W, CSC & P/P Bolts (Also available with Lightweight F/W, KGM23631-2EL)
W427	VE V8 (7/08-9/09)	LS7	KGM23631-2E	1800	KGM23631-2P	1675	Complete Kit incl. C/moly F/W, CSC & P/P Bolts (Also available with Lightweight F/W, KGM23631-2EL)
Clubsport R8, GTS, Maloo GXP/R8, Senator	VE V8 (2/10-8/11)	LS3 (L98)	KGM23631-2E	1800	KGM23631-2P	1675	Complete Kit incl. C/moly F/W, CSC & P/P Bolts (Also available with Lightweight F/W, KGM23631-2EL)
Clubsport GXP/R8, GTS, Maloo GXP/R8, Senator	VE V8 (9/11-5/13)	LS3 (L98)	KGM23632-2E	1800	KGM23632-2P	1675	SMF Conversion Kit incl. C/moly F/W, CSC, P/P & F/W Bolts (Converts OE DMF Kit)
Clubsport/R8, GTS Maloo, Maloo R8, Senator	VF V8 (6/13-)	LS3 (L98)	KGM23632-2E	1800	KGM23632-2P	1675	SMF Conversion Kit incl. C/moly F/W, CSC, P/P & F/W Bolts (Converts OE DMF Kit)
GTS, GTS Maloo	VF V8	LSA (Supercharged)	KGM23633-2E	1800	KGM23633-2P	1675	SMF Conversion Kit incl. C/moly F/W, CSC, P/P & F/W Bolts (Converts OE DMF Kit)
Clubsport R8	VF V8 (11/15-)	LSA (Supercharged)	KGM23633-2E	1800	KGM23633-2P	1675	SMF Conversion Kit incl. C/moly F/W, CSC, P/P & F/W Bolts (Converts OE DMF Kit)
Maloo R8	VF V8 (11/15-)	LSA (Supercharged)	KGM23633-2E	1800	KGM23633-2P	1675	SMF Conversion Kit incl. C/moly F/W, CSC, P/P & F/W Bolts (Converts OE DMF Kit)
<b>Mazda</b>							
RX7	FC3S	13B-T	KMZ23520-2E	1800			Complete Kit incl. C/moly F/W & P/P Bolts
<b>Mitsubishi</b>							
	EVO 4, 5, 6	4G63T	KMI23522-2E	1800	KMI23522-2P	1675	Complete Kit incl. C/moly F/W & P/P Bolts (Pull-Type)
Lancer EVO	EVO 7, 8, 9		KMI23522-2E	1800	KMI23522-2P	1675	Complete Kit incl. C/moly F/W & P/P Bolts (Pull-Type)
	EVO X	4B11T	KMI23523-2E	1800	KMI23523-2P	1675	Complete Kit incl. C/moly F/W & P/P Bolts (Pull-Type)
<b>Nissan</b>							
180SX	180SX	SR20DET	KNI23531-2E	1800	KNI23531-2P	1675	Complete Kit incl. C/moly F/W & P/P Bolts
Cefiro	A31	RB20DET	KNI23530-2E	1800	KNI23530-2P	1675	Complete Kit incl. C/moly F/W & P/P Bolts
Fairlady/300ZX	Z32 Twin Turbo	VG30DETT	KNI23538-2E	1800			Complete Kit incl. C/moly F/W & P/P Bolts
	S13	SR20DET	KNI23531-2E	1800	KNI23531-2P	1675	Complete Kit incl. C/moly F/W & P/P Bolts
Silvia	S14	SR20DET	KNI23531-2E	1800	KNI23531-2P	1675	Complete Kit incl. C/moly F/W & P/P Bolts
	R31	RB30DE/T	KNI23530-2E	1800	KNI23530-2P	1675	Complete Kit incl. C/moly F/W & P/P Bolts
	R32 GTS, GTS-T	RB20DET	KNI23530-2E	1800	KNI23530-2P	1675	Complete Kit incl. C/moly F/W & P/P Bolts
Skyline	R33 GTS-T	RB25DET	KNI23530-2E	1800	KNI23530-2P	1675	Complete Kit incl. C/moly F/W & P/P Bolts
	R34 GT-T (Pull-Type)	RB25DET	KNI23582-2E	1800	KNI23582-2P	1675	Complete Kit incl. C/moly F/W & P/P Bolts (Push-Type Conversion)

Vehicle	Model	Engine	Ceramic	Torque (Nm)	Carbon Blade	Torque (Nm)	Special Notes
<b>Nissan</b>							
	BNR32 GTR Early model (Push-Type)	RB26DETT	KNI23530-2E	1800	KNI23530-2P	1675	Complete Kit incl. C/moly F/W & P/P Bolts
	BNR32 GTR Late model (Pull-Type)	RB26DETT	KNI23582-2E	1800	KNI23582-2P	1675	Complete Kit incl. C/moly F/W & P/P Bolts (Push-Type Conversion)
Skyline GTR	BCNR33 GTR	RB26DETT	KNI23582-2E	1800	KNI23582-2P	1675	Complete Kit incl. C/moly F/W & P/P Bolts (Push-Type Conversion)
	BNR34 GTR	RB26DETT	KNI23683-2E	1800	KNI23683-2P	1675	Complete Kit incl. C/moly F/W & P/P Bolts (Xtreme Conv. Cylinder to convert to Push-Type) *Converts OE DMF Kit
	Z33 (1/02-3/07)	VQ35DE	KNI23543-2E	1800	KNI23543-2P	1675	SMF Conversion Kit incl. C/moly F/W & P/P Bolts (Converts OE DMF Kit)
350Z	Z33 (4/07-4/09)	VQ35HR	KNI23688-2E	1800	KNI23688-2P	1675	SMF Conversion Kit incl. C/moly F/W & P/P Bolts (Converts OE DMF Kit)
370Z	Z34	VQ37VHR	KNI23688-2E	1800	KNI23688-2P	1675	SMF Conversion Kit incl. C/moly F/W & P/P Bolts (Converts OE DMF Kit)
<b>Subaru</b>							
BRZ	Z1	FA20	KSU23540-2E	1800			Complete Kit incl. C/moly F/W & P/P Bolts
	Impreza WRX STI (6-Spd) GDB, GGB, GRB, GVB	EJ20T / EJ25T	KSU23531-2E	1800	KSU23531-2P	2000	Complete Kit incl. C/moly F/W & P/P Bolts (Pull-Type)
			KSU23531-2EL	1800	KSU23531-2PL	2000	Complete Kit incl. Lightweight C/moly F/W & P/P Bolts (Pull-Type)
<b>Toyota</b>							
86	GT, GTS	4UGSE	KSU23540-2E	1800			Complete Kit incl. C/moly F/W & P/P Bolts
Chaser			KTY23680-2E	1800	KTY23680-2P	1675	Complete Kit incl. C/moly F/W & P/P Bolts (Xtreme Conv. Cylinder to convert to Push-Type)
Cresta			KTY23680-2E	1800	KTY23680-2P	1675	Complete Kit incl. C/moly F/W & P/P Bolts (Xtreme Conv. Cylinder to convert to Push-Type)
JZX90, JZX100, JZX110 (Pull-Type)		1JZ-GTE	KTY23680-2E	1800	KTY23680-2P	1675	Complete Kit incl. C/moly F/W & P/P Bolts (Xtreme Conv. Cylinder to convert to Push-Type)
Mark II			KTY23680-2E	1800	KTY23680-2P	1675	Complete Kit incl. C/moly F/W & P/P Bolts (Xtreme Conv. Cylinder to convert to Push-Type)
Soarer			KTY23680-2E	1800	KTY23680-2P	1675	Complete Kit incl. C/moly F/W & P/P Bolts (Xtreme Conv. Cylinder to convert to Push-Type)
	JZA70 (5-Spd)	1JZ-GTE	KTY23597-2E	1800	KTY23597-2P	1675	Complete Kit incl. C/moly F/W & P/P Bolts (Push-Type Mech. Conversion)
			KTY23680-2E	1800	KTY23680-2P	1675	Complete Kit incl. C/moly F/W & P/P Bolts (Xtreme Conv. Cylinder to convert to Push-Type)
	JZA80 Non-Turbo (5-Spd) Suit Pressed Metal Fork	2JZ-GE	KTY23533-2E	1800			Complete Kit incl. C/moly F/W & P/P Bolts (Suit Pressed Metal Fork)
Supra			KTY23536-2E	1800	KTY23536-2P	1675	Complete Kit incl. C/moly F/W & P/P Bolts (Push-Type Mech. Conversion) *Converts OE DMF Kit
	JZA80 Twin-Turbo (6-Spd)	2JZ-GTE	KTY23682-2E	1800	KTY23682-2P	1675	Complete Kit incl. C/moly F/W & P/P Bolts (Xtreme Conv. Cylinder to convert to Push-Type) *Converts OE DMF Kit
	MA70 Turbo (5-Spd)	7M-GTE	KTY23683-2E	1800			Complete Kit incl. C/moly F/W & P/P Bolts (Xtreme Conv. Cylinder to convert to Push-Type)
<b>Vauxhall</b>							
	VXR -05	5.7L LS1	KGM23630-2E	1800	KGM23630-2P	1675	Complete Kit incl. C/moly F/W, CSC & P/P Bolts
Monaro	VXR8 -12/11	6.0L LS2	KGM23631-2E	1800	KGM23631-2P	1675	Complete Kit incl. C/moly F/W, CSC & P/P Bolts
	VXR8 1/12-	6.2L LS3	KGM23632-2E	1800	KGM23632-2P	1675	SMF Conversion Kit incl. C/moly F/W, CSC, P/P & F/W Bolts (Converts OE DMF Kit)

If you don't see your vehicle listed or you have an enquiry relating to a listing in the catalogue, please call **1800 CLUTCH** (within Australia) or **+61 8 8300 5000** (international). You can also forward all enquiries to [sales@xtremeclutch.com.au](mailto:sales@xtremeclutch.com.au) Alternatively please visit [www.xtremeclutch.com](http://www.xtremeclutch.com) for further information.

## TECHNICAL SPECIFICATIONS

### Ø 230MM CERAMIC BUTTON TWIN PLATE FLAT DIAPHRAGM

#### TECHNICAL SPECS:

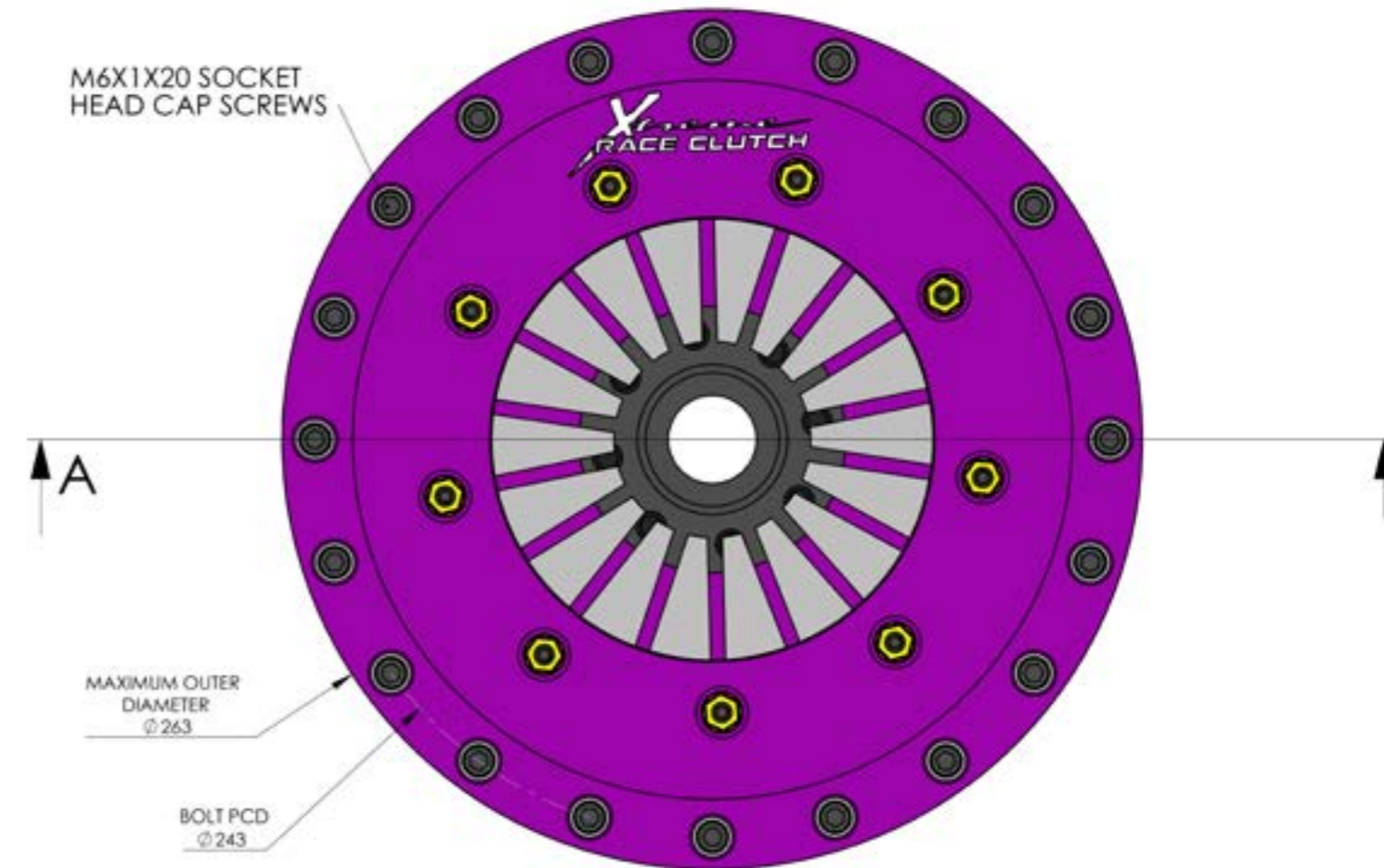
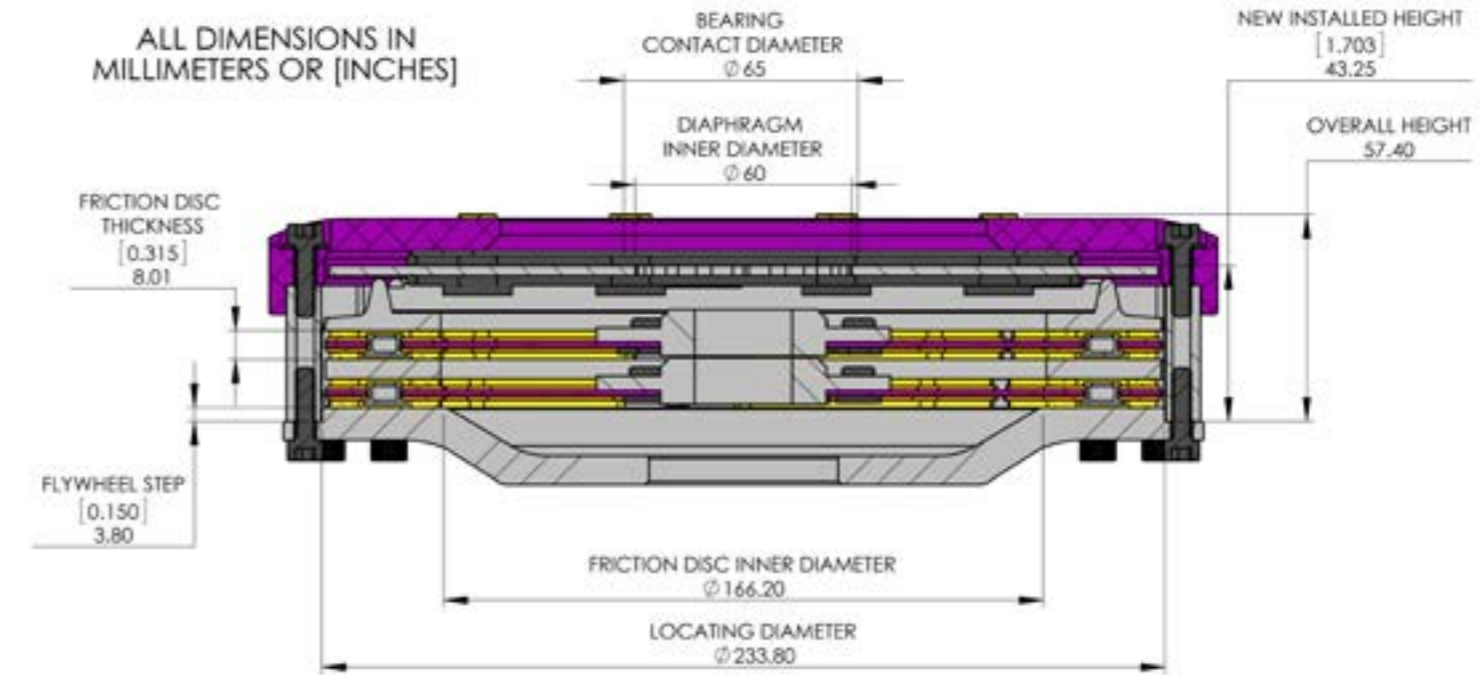
Clamping Force	1300kg
Torque Capacity	1800Nm
Bearing Contact Diameter	65mm
Bearing Load (@ 65mm)	180kg
Release Travel Required	7mm
Assembly Mass (without flywheel)	8.3kg
Disc Set Static Mass	2.25kg
Friction Thickness New	8mm (0.315")
Friction Thickness Worn	7.5mm (0.295")



#### REPLACEMENT PARTS:

Flat Diaphragm Alloy Hat Assembly	XMC-230-ASSY-FLAT
Pressure Plate Casting	XMC-230-MAIN-570
Intermediate Plate	XMC-230-INTER
Pressure Plate Bolt	BOLT-6X1X20
Adapter Ring Bolt	BOLT-6X1X25
Pressure Plate Washer	WASHER-6mm-F
Adapter Ring	XMC-230-ADAPTER

## TECHNICAL DRAWING



## TECHNICAL SPECIFICATIONS

### Ø 230MM CERAMIC BUTTON TWIN PLATE ROLLED DIAPHRAGM

#### TECHNICAL SPECS:

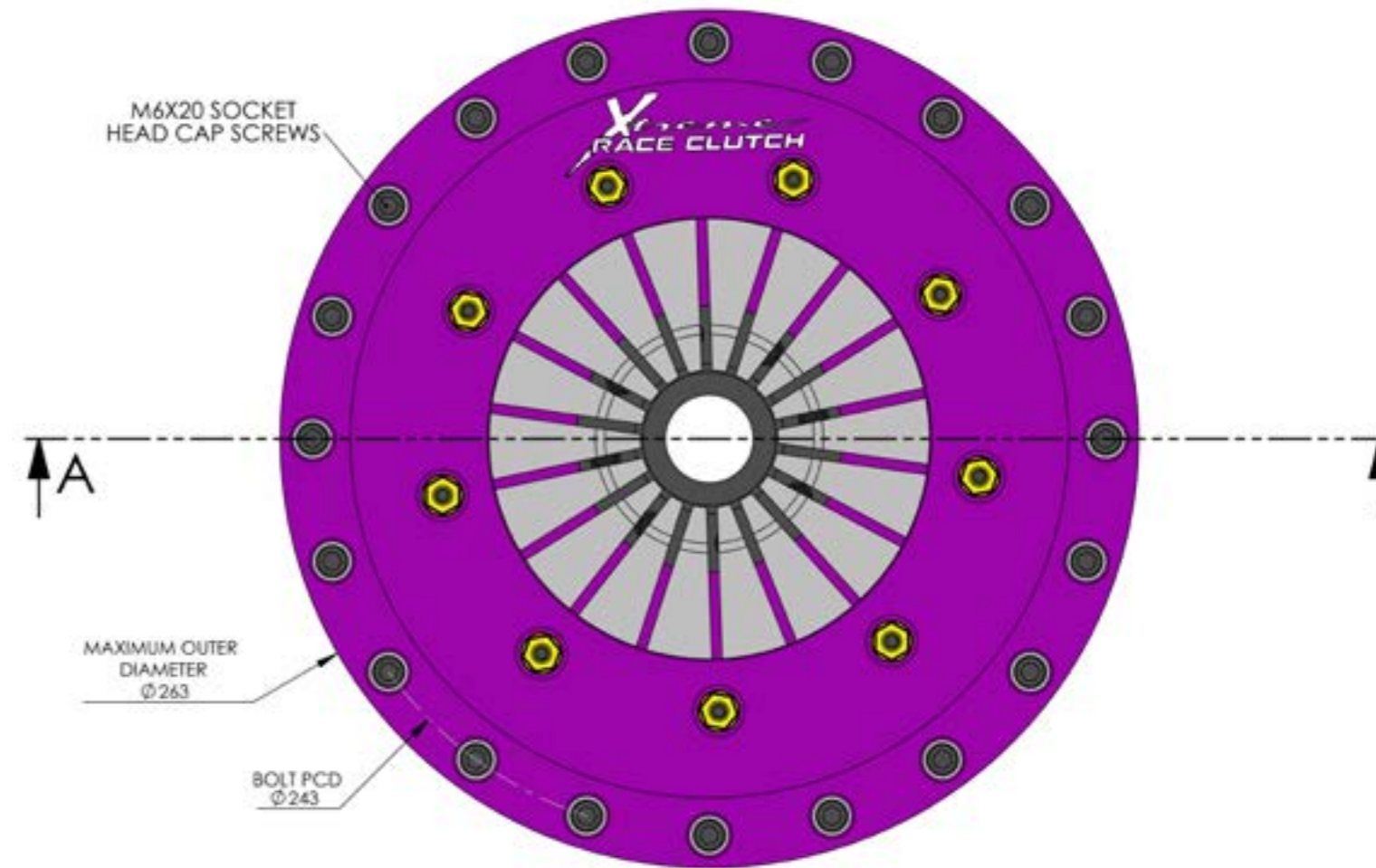
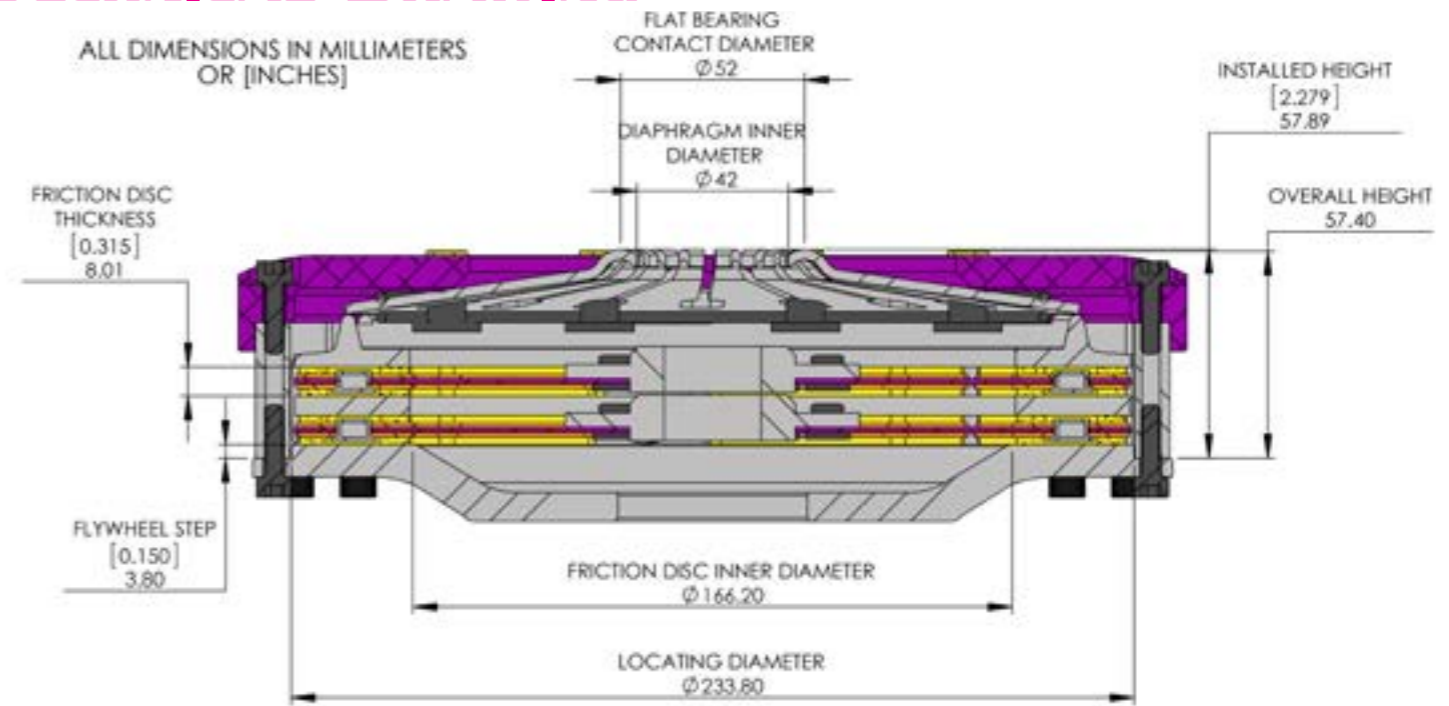
Clamping Force	1300kg
Torque Capacity	1800Nm
Bearing Contact Diameter	FLAT BEARING
Bearing Load (@ FLAT)	150kg
Release Travel Required	7mm
Assembly Mass (without flywheel)	8.3kg
Disc Set Static Mass	2.25kg
Friction Thickness New	8mm (0.315")
Friction Thickness Worn	7.5mm (0.295")



#### REPLACEMENT PARTS:

Roll Diaphragm Alloy Hat Assembly	XMC-230-ASSY-ROLL
Pressure Plate Casting	XMC-230-MAIN-590
Intermediate Plate	XMC-230-INTER
Pressure Plate Bolt	BOLT-6X1X20
Adapter Ring Bolt	BOLT-6X1X25
Pressure Plate Washer	WASHER-6mm-F
Adapter Ring	XMC-230-ADAPTER

## TECHNICAL DRAWING



## TECHNICAL SPECIFICATIONS

### Ø 230MM CARBON BLADE TWIN PLATE FLAT DIAPHRAGM

#### TECHNICAL SPECS:

Clamping Force	1300kg
Torque Capacity	1675Nm
Bearing Contact Diameter	65mm
Bearing Load (@ 65mm)	180kg
Release Travel Required	7mm
Assembly Mass (without flywheel)	7.8kg
Disc Set Static Mass	1.75kg
Friction Thickness New	7.75mm (0.305")
Friction Thickness Worn	7.24mm (0.285")

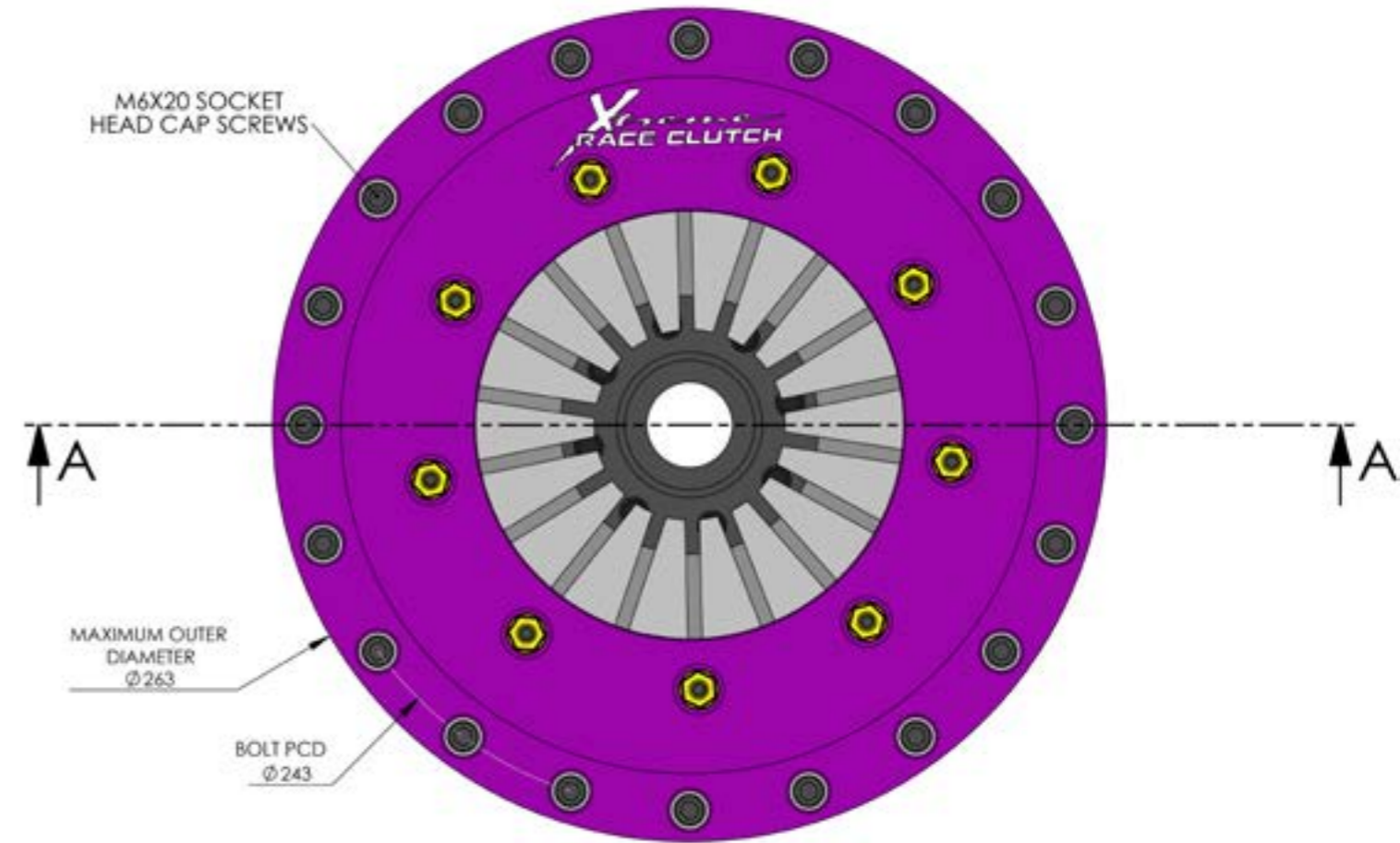
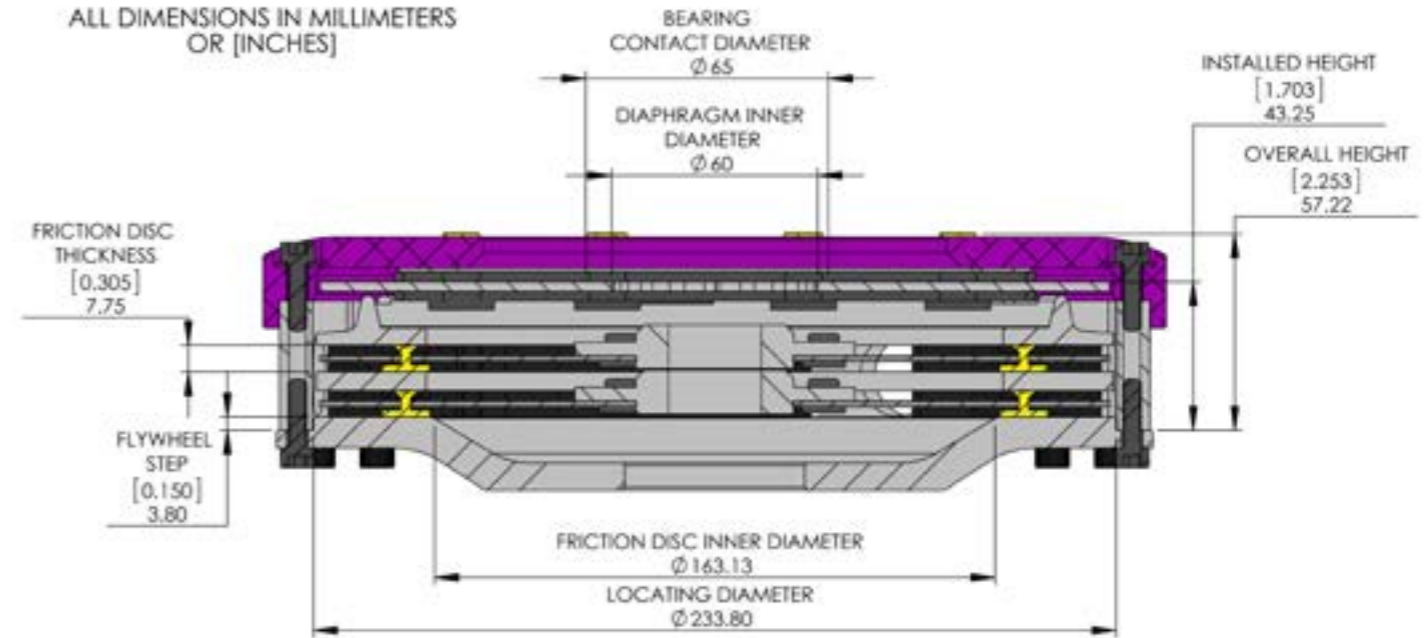


#### REPLACEMENT PARTS:

Flat Diaphragm Alloy Hat Assembly	XMC-230-ASSY-FLAT
Pressure Plate Casting	XMC-230-MAIN-590
Intermediate Plate	XMC-230-INTER
Pressure Plate Bolt	BOLT-6X1X20
Adapter Ring Bolt	BOLT-6X1X25
Pressure Plate Washer	WASHER-6mm-F
Adapter Ring	XMC-230-ADAPTER

## TECHNICAL DRAWING

ALL DIMENSIONS IN MILLIMETERS OR [INCHES]



## TECHNICAL SPECIFICATIONS

### Ø 230MM CARBON BLADE TWIN PLATE ROLLED DIAPHRAGM

#### TECHNICAL SPECS:

Clamping Force	1300kg
Torque Capacity	1675Nm
Bearing Contact Diameter	FLAT BEARING
Bearing Load (@ FLAT)	150kg
Release Travel Required	7mm
Assembly Mass (without flywheel)	7.8kg
Disc Set Static Mass	1.75kg
Friction Thickness New	7.75mm (0.305")
Friction Thickness Worn	7.24mm (0.285")

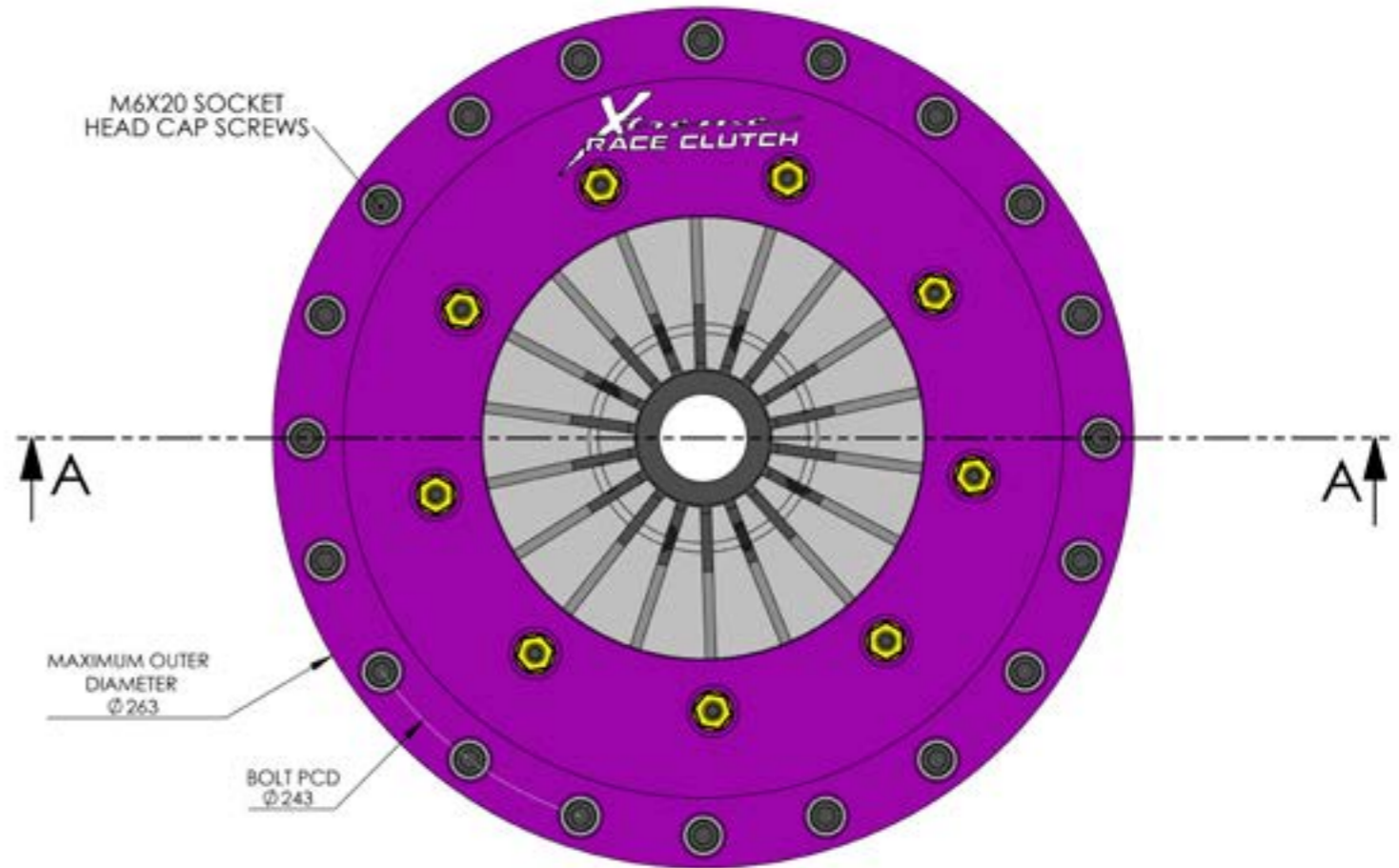
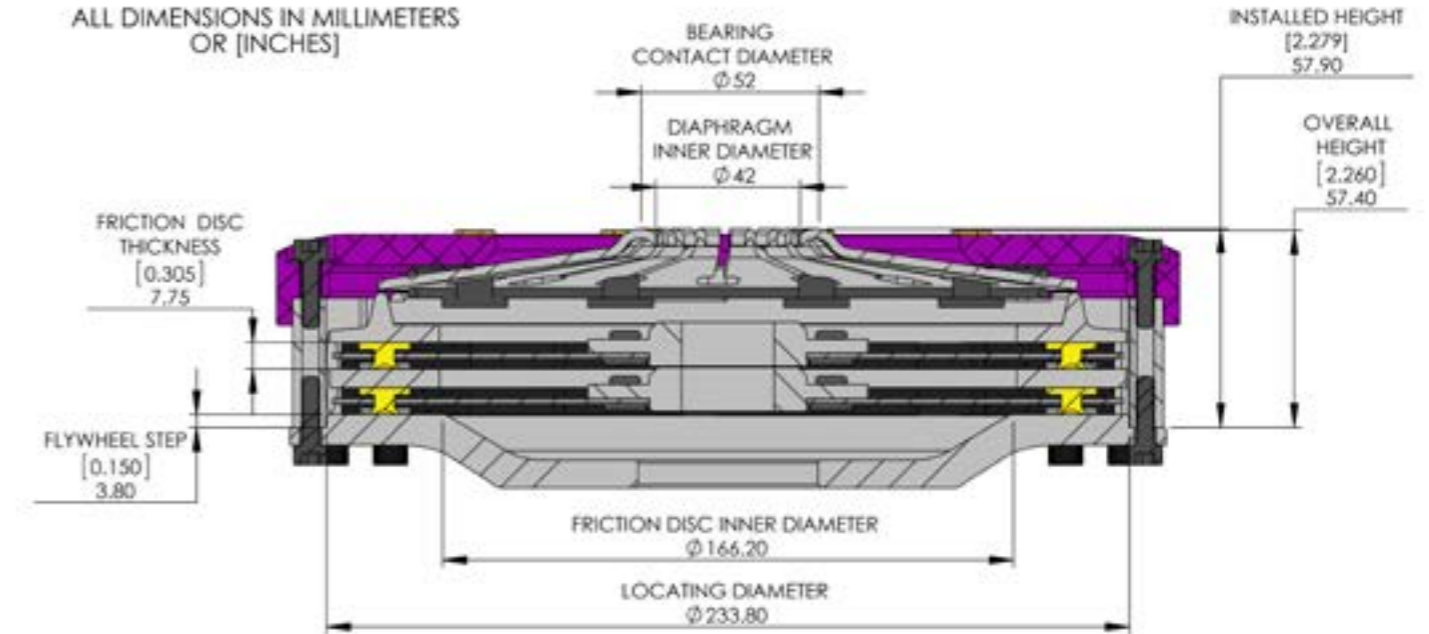


#### REPLACEMENT PARTS:

Rolled Diaphragm Alloy Hat Assembly	XMC-230-ASSY-ROLL
Pressure Plate Casting	XMC-230-MAIN-610
Intermediate Plate	XMC-230-INTER
Pressure Plate Bolt	BOLT-6X1X20
Adapter Ring Bolt	BOLT-6X1X25
Pressure Plate Washer	WASHER-6mm-F
Adapter Ring	XMC-230-ADAPTER

## TECHNICAL DRAWING

ALL DIMENSIONS IN MILLIMETERS OR [INCHES]



**TECHNICAL SPECIFICATIONS**

**Ø 230MM SINTERED TRIPLE PLATE FLAT DIAPHRAGM**

**TECHNICAL SPECS:**

Clamping Force	1300kg
Torque Capacity	2700Nm
Bearing Contact Diameter	65mm
Bearing Load (@ 65mm)	180kg
Release Travel Required	7mm
Assembly Mass (without flywheel)	9.5kg
Disc Set Static Mass	2.6kg
Friction Thickness New	4mm (0.157")
Friction Thickness Worn	3.56mm (0.140")

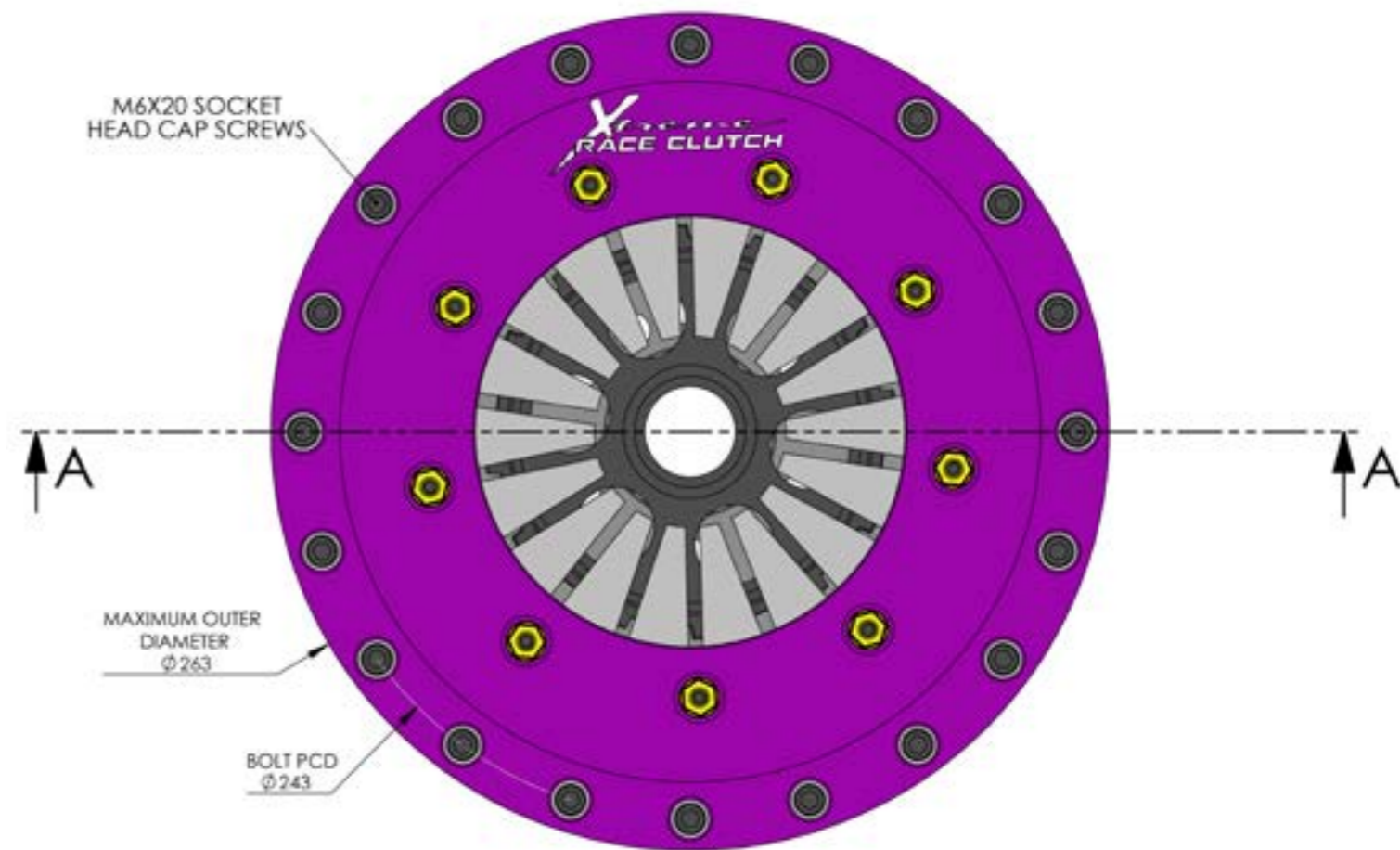
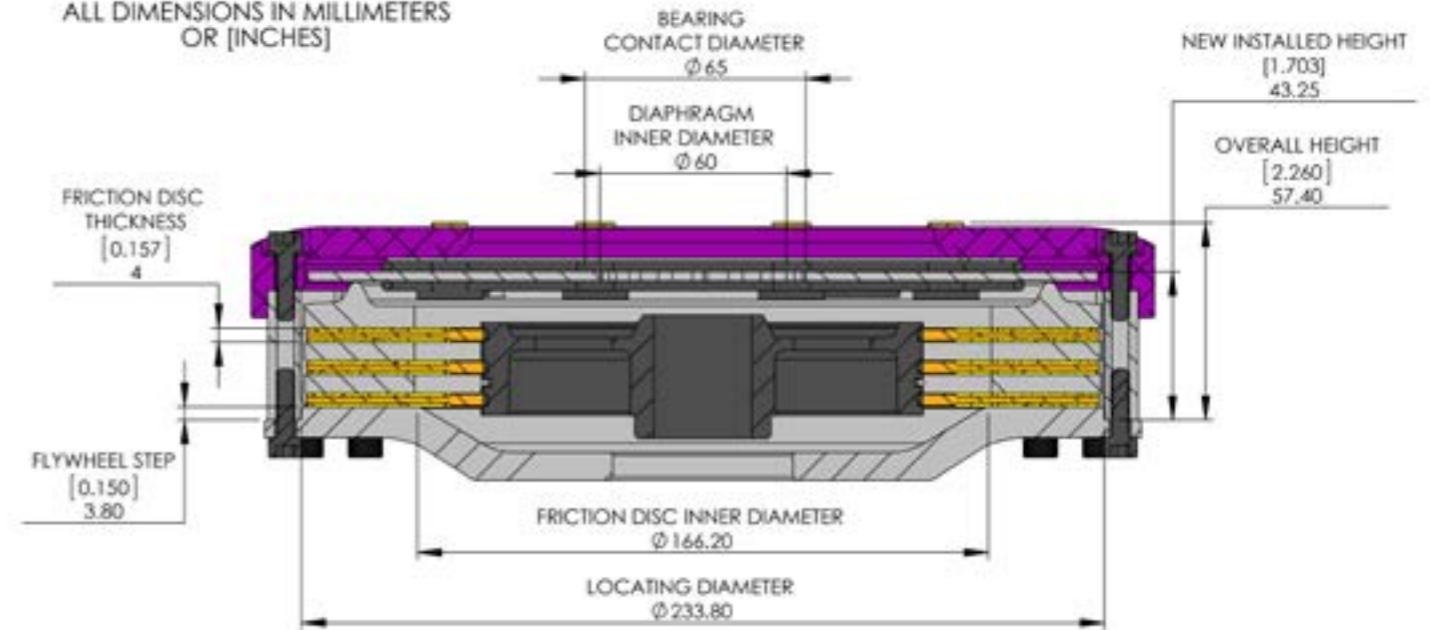


**REPLACEMENT PARTS:**

Flat Diaphragm Alloy Hat Assembly	XMC-230-ASSY-FLAT
Pressure Plate Casting	XMC-230-MAIN-475
Intermediate Plate	XMC-230-INTER
Pressure Plate Bolt	BOLT-6X1X20
Adapter Ring Bolt	BOLT-6X1X25
Pressure Plate Washer	WASHER-6mm-F
Adapter Ring	XMC-230-ADAPTER

**TECHNICAL DRAWING**

ALL DIMENSIONS IN MILLIMETERS OR [INCHES]



## TECHNICAL SPECIFICATIONS

### Ø 230MM SINTERED TRIPLE PLATE ROLLED DIAPHRAGM

#### TECHNICAL SPECS:

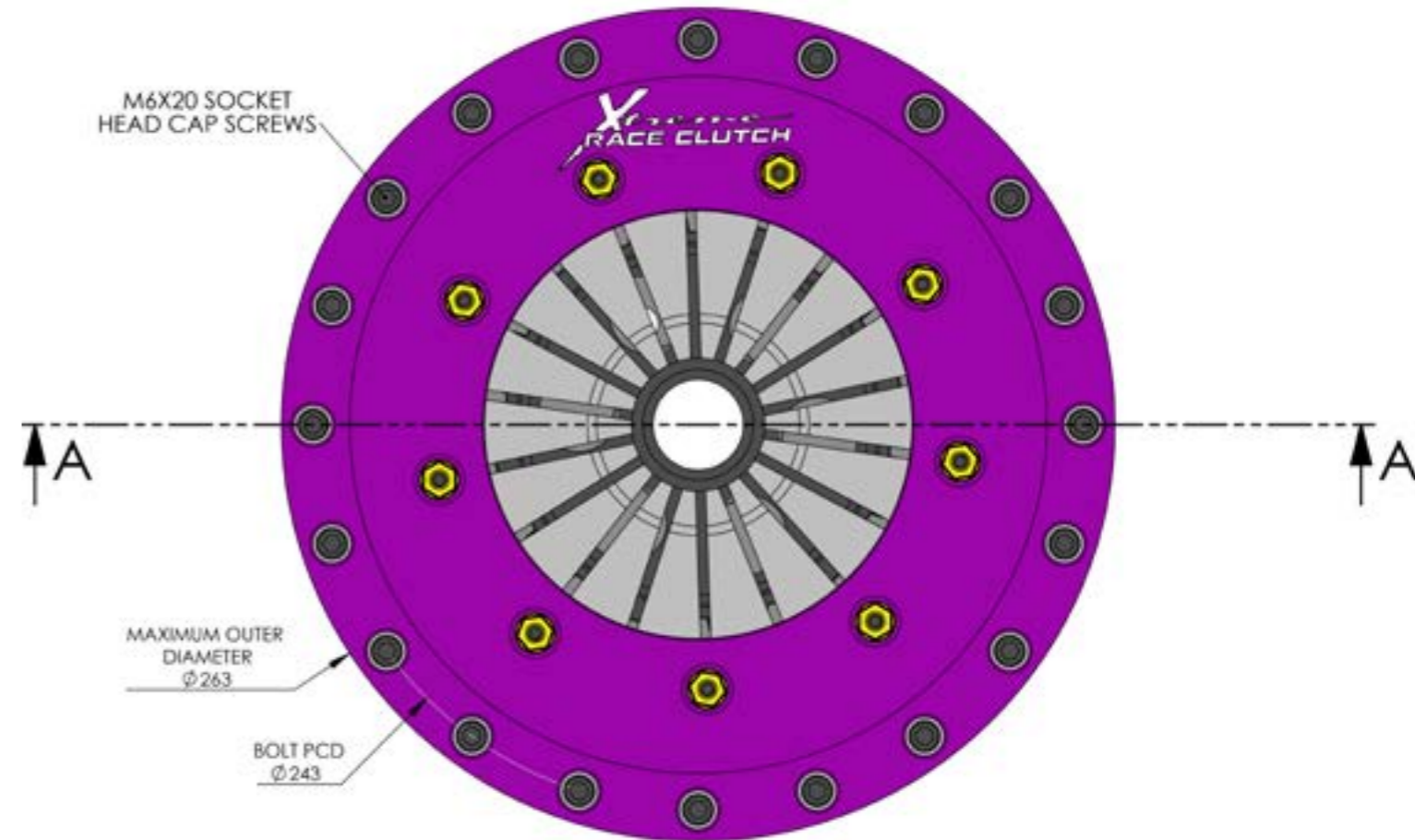
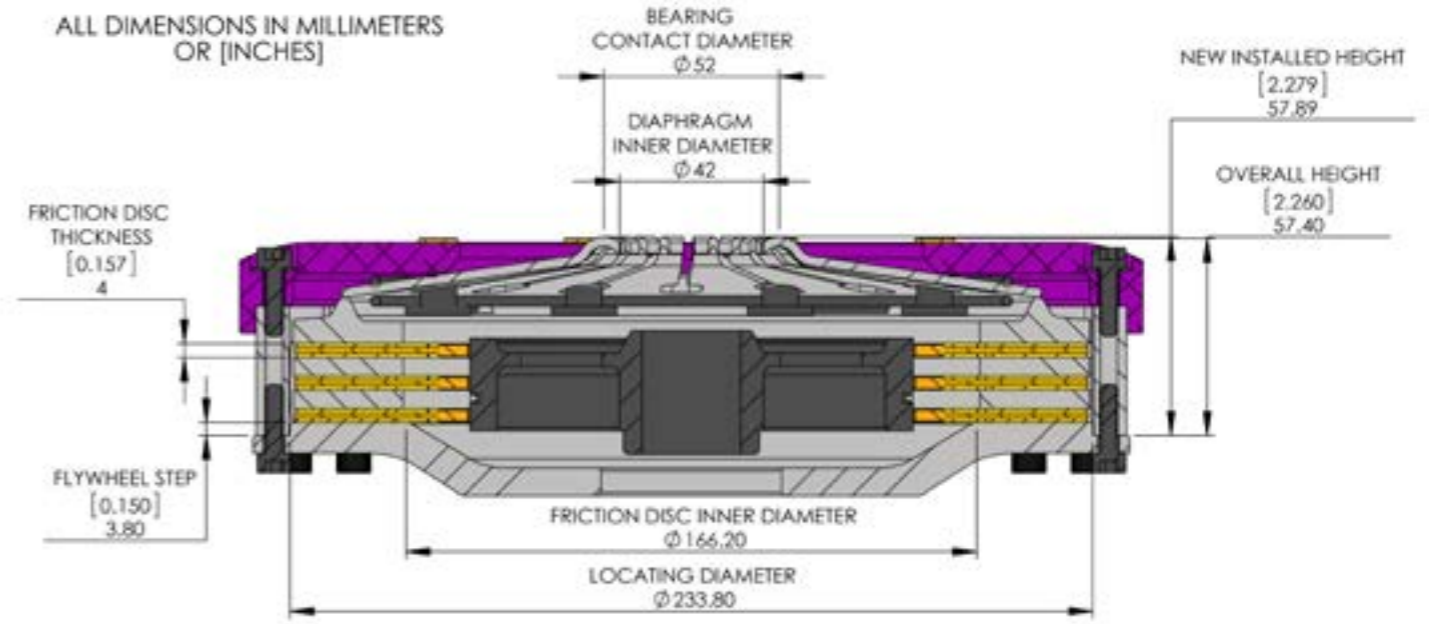
Clamping Force	1300kg
Torque Capacity	2700Nm
Bearing Contact Diameter	65mm
Bearing Load (@ FLAT)	180kg
Release Travel Required	7mm
Assembly Mass (without flywheel)	9.5kg
Disc Set Static Mass	2.6kg
Friction Thickness New	4mm (0.157")
Friction Thickness Worn	3.56mm (0.146")



#### REPLACEMENT PARTS:

Flat Diaphragm Alloy Hat Assembly	XMC-230-ASSY-FLAT
Pressure Plate Casting	XMC-230-MAIN-495
Intermediate Plate	XMC-230-INTER
Pressure Plate Bolt	BOLT-6X1X20
Adapter Ring Bolt	BOLT-6X1X25
Pressure Plate Washer	WASHER-6mm-F
Adapter Ring	XMC-230-ADAPTER

## TECHNICAL DRAWING



## TECHNICAL SPECIFICATIONS

### Ø 230MM CARBON / CARBON TWIN PLATE FLAT DIAPHRAGM

#### TECHNICAL SPECS:

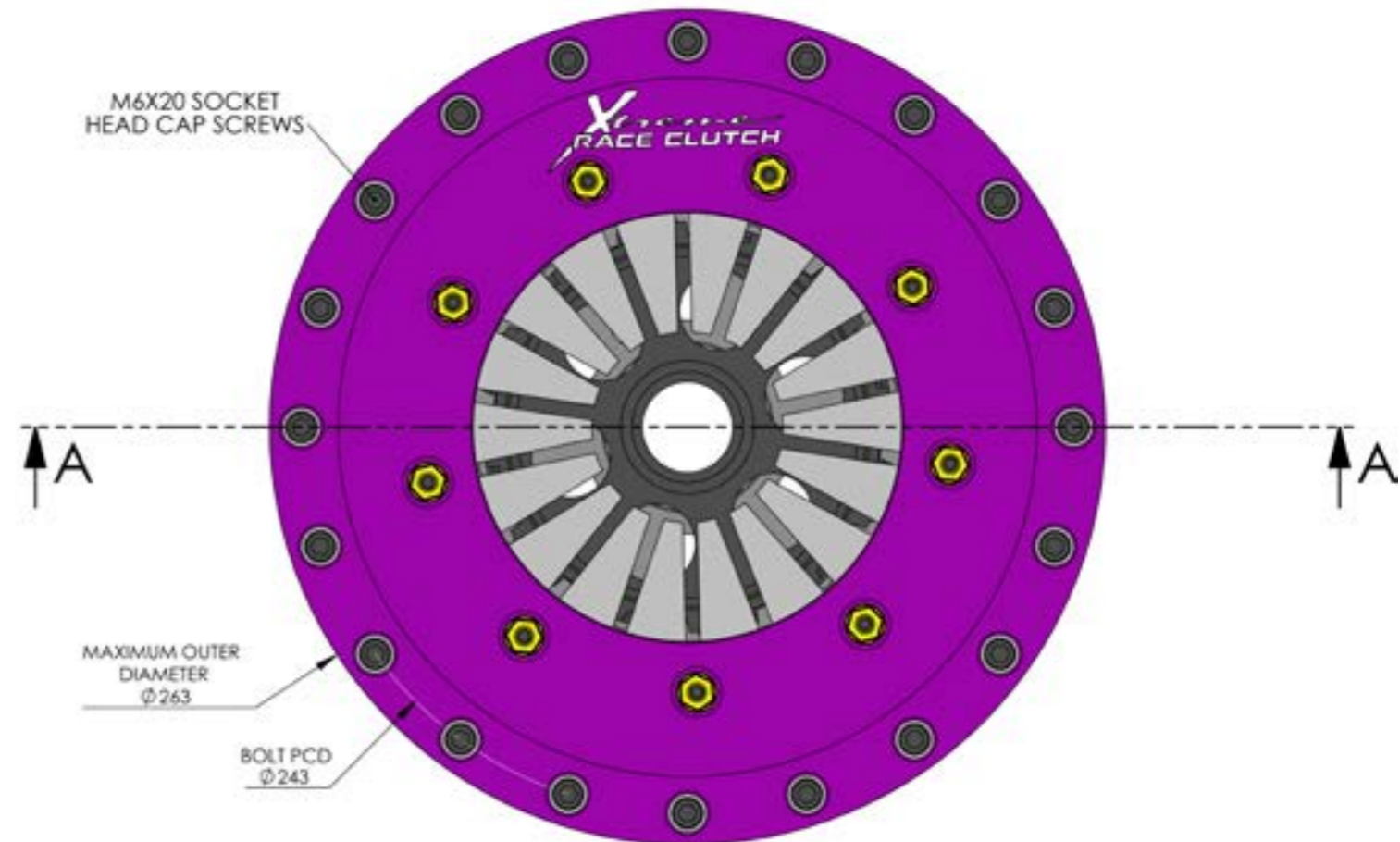
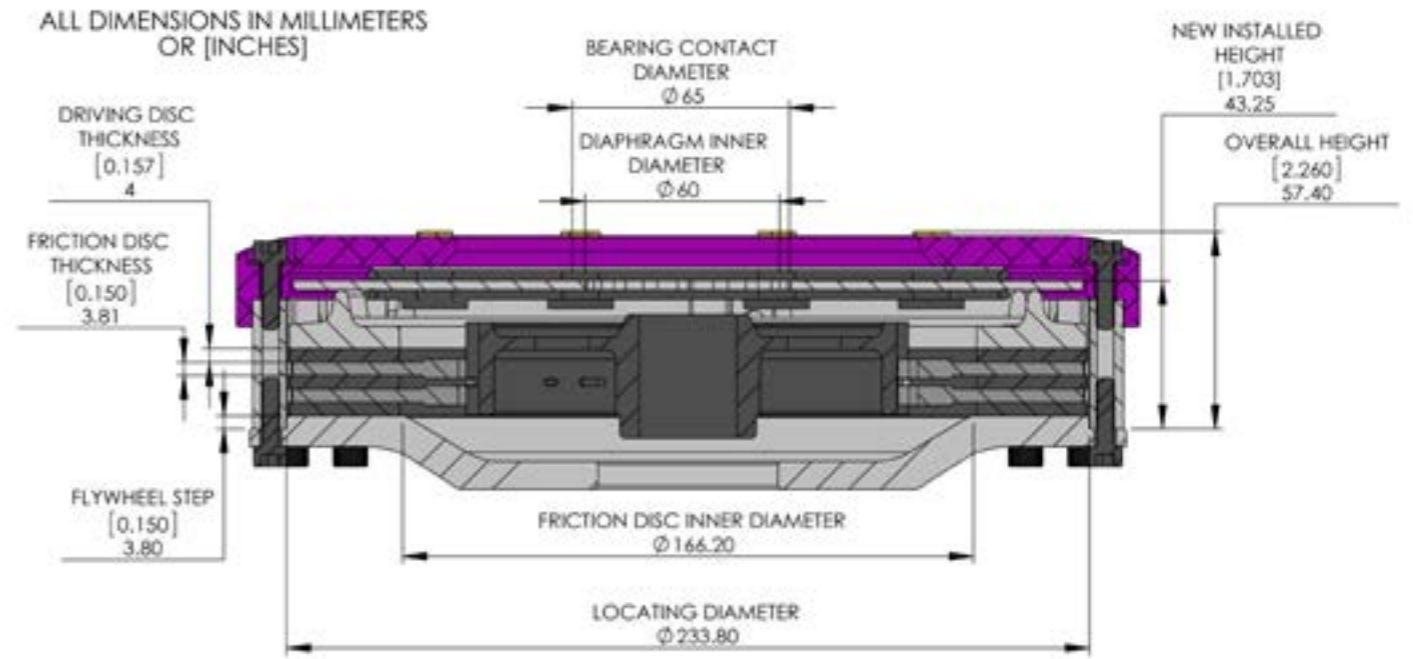
Clamping Force	1300kg
Torque Capacity	2010Nm
Bearing Contact Diameter	65mm
Bearing Load (@ 65mm)	180kg
Release Travel Required	7mm
Assembly Mass (without flywheel)	7.45kg
Disc Set Static Mass	1.75kg
Driven Disc Thickness New	3.81mm
Driven Disc Thickness Worn	3.56mm
Driving Disc Thickness New	4mm (0.157")
Driving Disc Thickness Worn	3.56mm (0.140")



#### REPLACEMENT PARTS:

Flat Diaphragm Alloy Hat Assembly	XMC-230-ASSY-FLAT
Pressure Plate Casting	XMC-230-MAIN-640
Intermediate Plate	XMC-230-INTER
Pressure Plate Bolt	BOLT-6X1X20
Adapter Ring Bolt	BOLT-6X1X25
Pressure Plate Washer	WASHER-6mm-F
Adapter Ring	XMC-230-ADAPTER

## TECHNICAL DRAWING





## TECHNICAL SPECIFICATIONS

### Ø 230MM CARBON / CARBON TWIN PLATE ROLLED DIAPHRAGM

#### TECHNICAL SPECS:

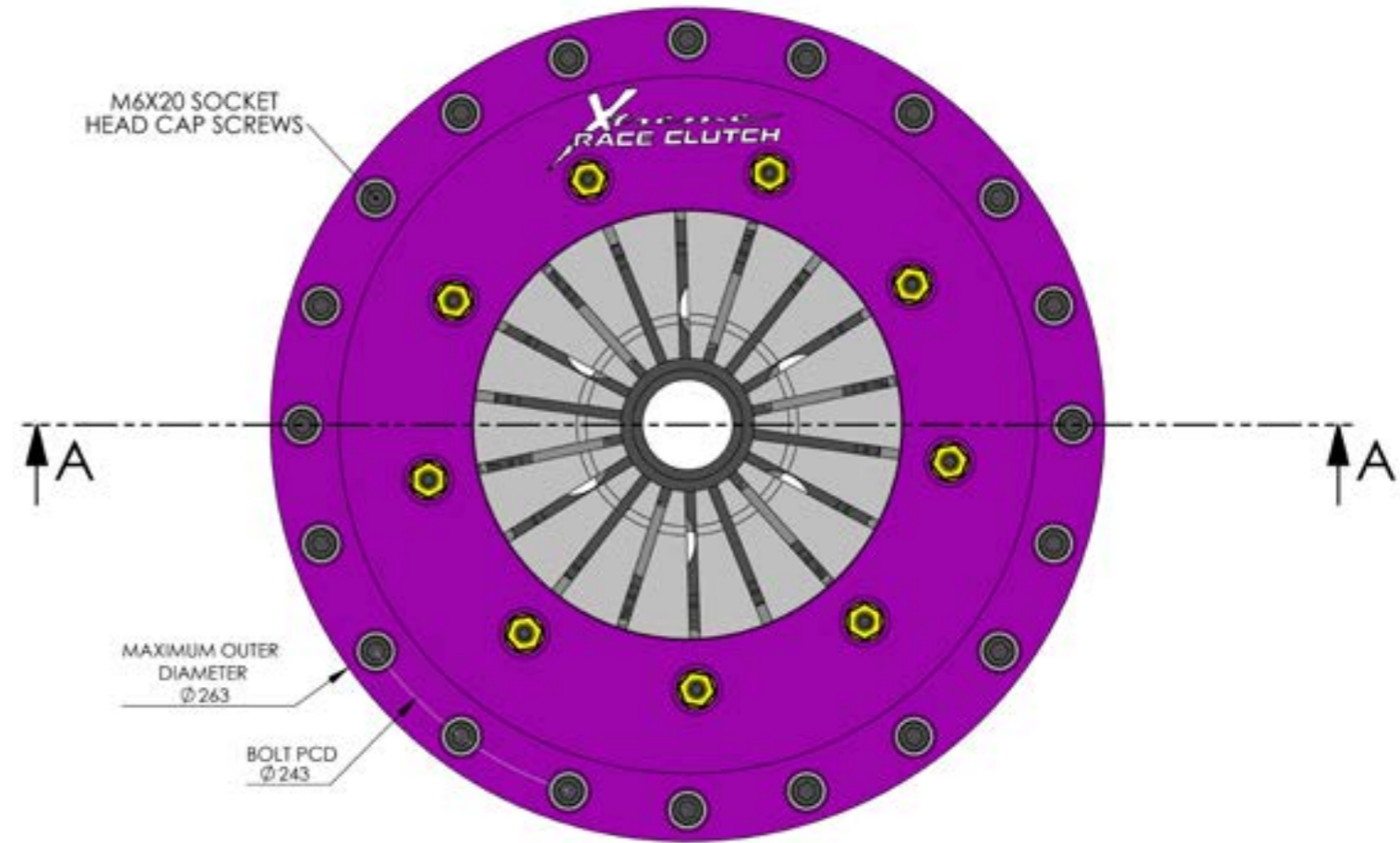
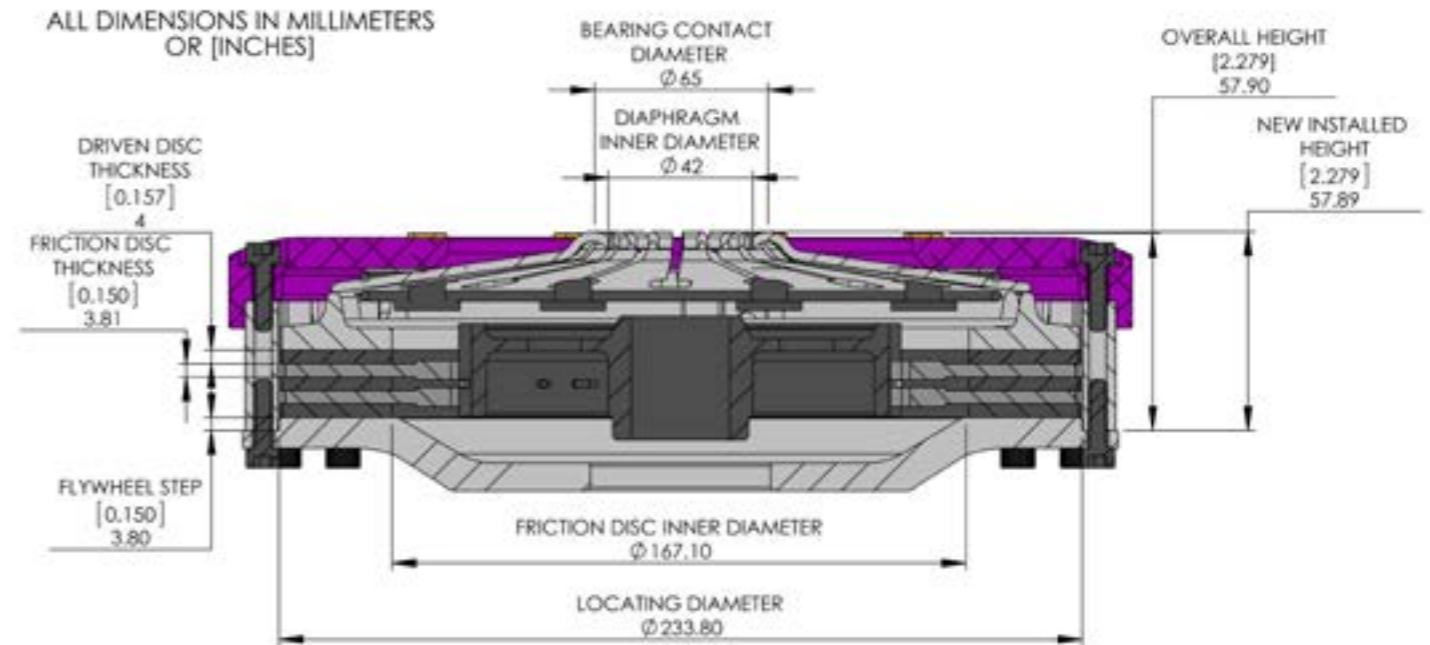
Clamping Force	1300kg
Torque Capacity	2010Nm
Bearing Contact Diameter	FLAT BEARING
Bearing Load (@ 65mm)	150kg
Release Travel Required	7mm
Assembly Mass (without flywheel)	4.75kg
Disc Set Static Mass	4.75kg
Driven Disc Thickness New	3.81mm
Driven Disc Thickness Worn	3.56mm
Driving Disc Thickness New	4mm (0.157")
Driving Disc Thickness Worn	3.56mm (0.140")



#### REPLACEMENT PARTS:


Flat Diaphragm Alloy Hat Assembly	XMC-230-ASSY-ROLL
Pressure Plate Casting	XMC-230-MAIN-680
Intermediate Plate	XMC-230-INTER
Pressure Plate Bolt	BOLT-6X1X20
Adapter Ring Bolt	BOLT-6X1X25
Pressure Plate Washer	WASHER-6mm-F
Adapter Ring	XMC-230-ADAPTER

## TECHNICAL DRAWING



# Xtreme Organic Twin Plate Clutch Kits

The Xtreme Clutch 230mm Twin Plate Organic clutch kit offers high torque capacity whilst retaining driveability on the street.



Low inertia lightweight alloy hat

High quality organic material

Lightweight SFI-approved flywheel

Designed specifically for high horsepower, street driven vehicles, the 230mm twin plate organic is the ultimate street clutch. The Xtreme Clutch 230mm range of performance clutch kits offer exceptional driveability and high torque capacity. The twin plate organic 230mm clutch optimises pedal feel and reliability in high horsepower street driven vehicles.

Vehicle	Model	Engine	Twin Plate	Torque (Nm)	Special Notes
<b>BMW</b>					
1M	E82 (6-Bolt Crank) 6/11-2/14	3.0L (N54B30)	KBM23596-2G	1200	SMF Conversion Kit incl. C/moly F/W & P/P Bolts (Converts OE DMF Kit)
135i, 335i	E82-88, E90, E91, E92, E93 (8-Bolt Crank) -12/08	3.0L (N54B30)	KBM23595-2G	1200	SMF Conversion Kit incl. C/moly F/W & P/P Bolts (Converts OE DMF Kit)
135i, 335i	E90, E91, E92, E93 (6-Bolt Crank) 1/09-	3.0L (N54B30A)	KBM23594-2G	1200	SMF Conversion Kit incl. C/moly F/W & P/P Bolts (Converts OE DMF Kit)
M3	E36 (3/93-8/95) (10/95-6/00)	3.0L (S50B30), 3.2L (S50B32)	KBM23589-2G	1200	SMF Conversion Kit incl. C/moly F/W & P/P Bolts (Converts OE DMF Kit)
	E46	3.2L (S54B32)	KBM23550-2G	1200	SMF Conversion Kit incl. C/moly F/W & P/P Bolts (Converts OE DMF Kit)
Z3	E36	3.2L (S50B32)	KBM23589-2G	1200	SMF Conversion Kit incl. C/moly F/W & P/P Bolts (Converts OE DMF Kit)
<b>Chevrolet</b>					
Camaro	Z28, Z28 SS, 5.7L V8 (98-02) 4th Gen.	LS1	KGM23630-2G	1200	Complete Kit incl. C/moly F/W, CSC & P/P Bolts
	SS, 6.2L V8 (10-14) 5th Gen.	LS3	KGM23639-2G	1200	Complete Kit incl. C/moly F/W, CSC & P/P Bolts
Corvette	C5, 5.7L V8 (97-04)	LS1	KGM23630-2G	1200	Complete Kit incl. C/moly F/W, CSC & P/P Bolts
<b>Ford</b>					
	EF/EL/AU 8CYL, XR8	5.0L	KFD23547-2G	1200	Complete Kit incl. C/moly F/W, CSC & P/P Bolts
Falcon	BA/BF XR8	BOSS 5.4L	KFD23645-2G	1200	Complete Kit incl. C/moly F/W, CSC & P/P Bolts
	FG XR6 Turbo	Barra 4.0L	KFD23670-2G	1200	Complete Kit incl. C/moly F/W, CSC & P/P Bolts
	FG XR8	BOSS 5.4L	KFD23650-2G	1200	Complete Kit incl. C/moly F/W, CSC & P/P Bolts
	ST	ECOBOOST 2.0L	KFD23659-2G	1200	SMF Conversion Kit incl. C/moly F/W, CSC & P/P Bolts (Converts OE DMF Kit)
Focus	RS Mk 2 (9/10-6/12)	B5254T 2.5L	KFD23648-2G	1200	SMF Conversion Kit incl. C/moly F/W, CSC & P/P Bolts (Converts OE DMF Kit)
	RS Mk 3 (2016-)	ECOBOOST 2.3L	KFD23659-2G	1200	SMF Conversion Kit incl. C/moly F/W, CSC & P/P Bolts (Converts OE DMF Kit)
Mustang S-197 (Fifth Gen.)	GT, Petrol V8 w/MT82 Transmission (10-14)	Coyote 5.0L	KFD23655-2G	1200	Complete Kit incl. C/moly F/W, CSC & P/P Bolts
	Boss 302, Petrol V8 w/MT82 Transmission (11-14)	Coyote 5.0L	KFD23655-2G	1200	Complete Kit incl. C/moly F/W, CSC & P/P Bolts
Mustang S550 (Sixth Gen.)	ECOBOOST, Turbo Petrol (8/14-)	ECOBOOST 2.3L	KFD23697-2G	1200	SMF Conversion Kit incl. C/moly F/W, CSC & P/P Bolts (Converts OE DMF Kit)
	GT, Petrol V8 w/MT82 Transmission (8/14-)	Coyote 5.0L	KFD23655-2G	1200	Complete Kit incl. C/moly F/W, CSC & P/P Bolts
<b>FPV</b>					
GT, GT-P, Pursuit, Super Pursuit	BA XR8 / BOSS 290 (3/03-9/05)	BOSS 5.4L	KFD23645-2G	1200	Complete Kit incl. C/moly F/W, CSC & P/P Bolts
GT-P, Pursuit, Super Pursuit	BF XR8 / BOSS 290/302 (10/05-5/08)	BOSS 5.4L	KFD23645-2G	1200	Complete Kit incl. C/moly F/W, CSC & P/P Bolts
F6, F6-E	FG XR6T (6/08-)	Barra 4.0L	KFD23670-2G	1200	Complete Kit incl. C/moly F/W, CSC & P/P Bolts
<b>Holden</b>					
	VT S2-VZ V8 incl. Berlina, SS, SS-Z, SV8 (6/99-1/07)	LS1 (GENIII)	KGM23630-2G	1200	Complete Kit incl. C/moly F/W, CSC & P/P Bolts
	VE S1 incl. Berlina, SS, SS-V (8/06-8/10)	LS2 / LS3 (L98)	KGM23631-2G	1200	Complete Kit incl. C/moly F/W, CSC & P/P Bolts (Also available with Lightweight F/W, KGM23631-2EL)
Commodore	VE S2 (6/09-8/10)	LS3 (L98)	KGM23631-2G	1200	Complete Kit incl. C/moly F/W, CSC & P/P Bolts (Also available with Lightweight F/W, KGM23631-2EL)
	VE S2 incl. Berlina, SS, SS-V, Sportswagon (9/10-12/11)	LS3 (L77)	KGM23631-2G	1200	Complete Kit incl. C/moly F/W, CSC & P/P Bolts (Also available with Lightweight F/W, KGM23631-2EL)
	VE incl. Berlina, SS, SS-V, Sportswagon (1/12-4/13)	LS3 (L77)	KGM23632-2G	1200	SMF Conversion Kit incl. C/moly F/W, CSC & P/P Bolts (Converts OE DMF Kit)
	VF incl. SS, SS-V, Sportswagon (5/13-)	LS3 (L77)	KGM23632-2G	1200	SMF Conversion Kit incl. C/moly F/W, CSC & P/P Bolts (Converts OE DMF Kit)
Monaro	CV8 (12/01-12/05)	LS1 (GENIII)	KGM23630-2G	1200	Complete Kit incl. C/moly F/W, CSC & P/P Bolts
<b>HSV</b>					
Clubsport / R8, Coupe, GTS, Maloo / R8, Senator	VT-VZ V8 (6/99-1/07)	LS1 (GENIII)	KGM23630-2G	1200	Complete Kit incl. C/moly F/W, CSC & P/P Bolts
Clubsport R8, GTS, Maloo R8, Senator	VE V8 (8/06-3/08)	LS2 / LS3 (L98)	KGM23631-2G	1200	Complete Kit incl. C/moly F/W, CSC & P/P Bolts
Clubsport R8, GTS, Maloo R8, Senator	VE V8 (4/08-2/10)	LS3 (L98)	KGM23631-2G	1200	Complete Kit incl. C/moly F/W, CSC & P/P Bolts
W427	VE V8 (7/08-9/09)	LS7	KGM23631-2G	1200	Complete Kit incl. C/moly F/W, CSC & P/P Bolts
Clubsport R8, GTS, Maloo GXP / R8, Senator	VE V8 (2/10-8/11)	LS3 (L98)	KGM23631-2G	1200	Complete Kit incl. C/moly F/W, CSC & P/P Bolts
Clubsport GXP / R8, GTS, Maloo GXP / R8, Senator	VE V8 (9/11-5/13)	LS3 (L98)	KGM23632-2G	1200	SMF Conversion Kit incl. C/moly F/W, CSC, P/P & F/W Bolts (Converts OE DMF Kit)
Clubsport / R8, GTS Maloo, Maloo R8, Senator	VF V8 (6/13-)	LS3 (L98)	KGM23632-2G	1200	SMF Conversion Kit incl. C/moly F/W, CSC, P/P & F/W Bolts (Converts OE DMF Kit)
<b>Mitsubishi</b>					
	EVO 4, 5, 6	4G63T	KMI23522-2G	1380	Complete Kit incl. C/moly F/W & P/P Bolts (Pull-Type)
Lancer EVO	EVO 7, 8, 9	4G63T	KMI23522-2G	1380	Complete Kit incl. C/moly F/W & P/P Bolts (Pull-Type)
	EVO X	4B11T	KMI23523-2G	1380	Complete Kit incl. C/moly F/W & P/P Bolts (Pull-Type)
<b>Nissan</b>					
180SX		SR20DET	KNI23531-2G	1200	Complete Kit incl. C/moly F/W & P/P Bolts
Cefiro	A31	RB20DET	KNI23530-2G	1200	Complete Kit incl. C/moly F/W & P/P Bolts
Fairlady / 300ZX	Z32 Twin Turbo	VG30DETT	KNI23538-2G	1200	Complete Kit incl. C/moly F/W & P/P Bolts

Vehicle	Model	Engine	Twin Plate	Torque (Nm)	Special Notes
<b>Nissan</b>					
Silvia	S13	SR20DET	KNI23531-2G	1200	Complete Kit incl. C/moly F/W & P/P Bolts
	S14	SR20DET	KNI23531-2G	1200	Complete Kit incl. C/moly F/W & P/P Bolts
	R31	RB30DE/T	KNI23530-2G	1200	Complete Kit incl. C/moly F/W & P/P Bolts
Skyline	R32 GTS, GTS-T	RB20DET	KNI23530-2G	1200	Complete Kit incl. C/moly F/W & P/P Bolts
	R33 GTS-T	RB25DET	KNI23530-2G	1200	Complete Kit incl. C/moly F/W & P/P Bolts
	R34 GT-T (Pull-Type)	RB25DET	KNI23582-2G	1200	Complete Kit incl. C/moly F/W & P/P Bolts (Push-Type Conversion)
	BNR32 GTR Early model (Push-Type)	RB26DETT	KNI23530-2G	1200	Complete Kit incl. C/moly F/W & P/P Bolts
Skyline GTR	BNR32 GTR Late model (Pull-Type)	RB26DETT	KNI23582-2G	1200	Complete Kit incl. C/moly F/W & P/P Bolts (Push-Type Conversion)
	BCNR33 GTR	RB26DETT	KNI23582-2G	1200	Complete Kit incl. C/moly F/W & P/P Bolts (Push-Type Conversion)
350Z	BNR34 GTR	RB26DETT	KNI23683-2G	1200	Complete Kit incl. C/moly F/W & P/P Bolts (Xtreme Conv. Cylinder to convert to Push-Type) *Converts OE DMF Kit
	Z33 (1/02-3/07)	VQ35DE	KNI23543-2G	1200	SMF Conversion Kit incl. C/moly F/W & P/P Bolts (Converts OE DMF Kit)
<b>Subaru</b>					
BRZ	Z1	FA20	KSU23540-2G	1380	Complete Kit incl. C/moly F/W & P/P Bolts
Impreza	WRX STI (6-Spd) GDB, GGB, GRB, GVB	EJ20T / EJ25T	KSU23531-2G	1380	Complete Kit incl. C/moly F/W & P/P Bolts (Pull-Type)
			KSU23531-2GL	1380	Complete Kit incl. Lightweight C/moly F/W & P/P Bolts (Pull-Type)
<b>Toyota</b>					
86	GT, GTS	4UGSE	KSU23540-2G		Complete Kit incl. C/moly F/W & P/P Bolts
			KTY23597-2G	1200	Complete Kit incl. C/moly F/W & P/P Bolts (Push-Type Mech. Conversion)
	JZA70 (5-Spd)	1JZ-GTE	KTY23680-2G	1200	Complete Kit incl. C/moly F/W & P/P Bolts (Xtreme Conv. Cylinder to convert to Push-Type)
			KTY23533-2G	1380	Complete Kit incl. C/moly F/W & P/P Bolts (Suit Pressed Metal Fork)
Supra	JZA80 Non-Turbo (5-Spd) Suit Pressed Metal Fork	2JZ-GE	KTY23536-2G	1200	Complete Kit incl. C/moly F/W & P/P Bolts (Push-Type Mech. Conversion) *Converts OE DMF Kit
			KTY23682-2G	1200	Complete Kit incl. C/moly F/W & P/P Bolts (Xtreme Conv. Cylinder to convert to Push-Type) *Converts OE DMF Kit
	MA70 Turbo (5-Spd)	7M-GTE	KTY23683-2G	1200	Complete Kit incl. C/moly F/W & P/P Bolts (Push-Type Mech. Conversion)

Vehicle	Model	Engine	Twin Plate	Torque (Nm)	Twin Plate XHD	Torque (Nm)	Special Notes
<b>Ford</b>							
Mustang S-197 (Fifth Gen.)	Shelby GT500, Petrol V8 Supercharged w/TR6060 Transmission (06-09)	Modular 5.4L	KFD25630-2A	995	KFD25630-2AX	1035	
	Shelby GT500, Petrol V8 Supercharged w/TR6060 Transmission (10-12)	Modular 5.4L	KFD25630-2A	995	KFD25630-2AX	1035	
	Shelby GT500, Petrol V8 Supercharged w/TR6060 Transmission (13-14)	Modular 5.8L	KFD25630-2A	995	KFD25630-2AX	1035	
<b>FPV</b>							
GS, GT, GT F 351, GT-E, GT-P	FG XR8 / BOSS 315/335 (10/10-)	BOSS 5.0L Supercharged	KFD25630-2A	955	KFD25630-2AX	1035	
<b>Holden</b>							
Commodore	VE S1 incl. Berlina, SS, SS-V (8/06-8/10)	LS2 / LS3 (L98)	KGM25620-2A	995	KGM25620-2AX	1035	Complete Kit incl. C/moly F/W, CSC & P/P Bolts
	VE S2 (6/09-8/10)	LS3 (L98)					
	VE S2 incl. Berlina, SS, SS-V, Sportswagon (9/10-12/11)	LS3 (L77)					
<b>HSV</b>							
Clubsport R8, GTS, Maloo R8, Senator	VE V8 (8/06-3/08)	LS2 / LS3 (L98)	KGM25620-2A	955	KGM25620-2AX	1035	Complete Kit incl. C/moly F/W, CSC & P/P Bolts
Clubsport R8, GTS, Maloo R8, Senator	VE V8 (4/08-2/10)	LS3 (L98)	KGM25620-2A	955	KGM25620-2AX	1035	Complete Kit incl. C/moly F/W, CSC & P/P Bolts
	W427	VE V8 (7/08-9/09)	KGM25620-2A	955	KGM25620-2AX	1035	Complete Kit incl. C/moly F/W, CSC & P/P Bolts
Clubsport R8, GTS, Maloo GXP/R8, Senator	VE V8 (2/10-8/11)	LS3 (L98)	KGM25620-2A	955	KGM25620-2AX	1035	Complete Kit incl. C/moly F/W, CSC & P/P Bolts

If you don't see your vehicle listed or you have an enquiry relating to a listing in the catalogue, please call **1800 CLUTCH** (within Australia) or **+61 8 8300 5000** (international). You can also forward all enquiries to [sales@xtremeclutch.com.au](mailto:sales@xtremeclutch.com.au) Alternatively please visit [www.xtremeclutch.com](http://www.xtremeclutch.com) for further information.

## Xtreme Merchandise THONGS & CAPS



For further information on the Xtreme Clutch apparel range please call **1800 CLUTCH** or visit [www.xtremeclutch.com](http://www.xtremeclutch.com)



# TECHNICAL SPECIFICATIONS

## Ø 230MM (9") ORGANIC TWIN PLATE FLAT DIAPHRAGM



### TECHNICAL SPECS:

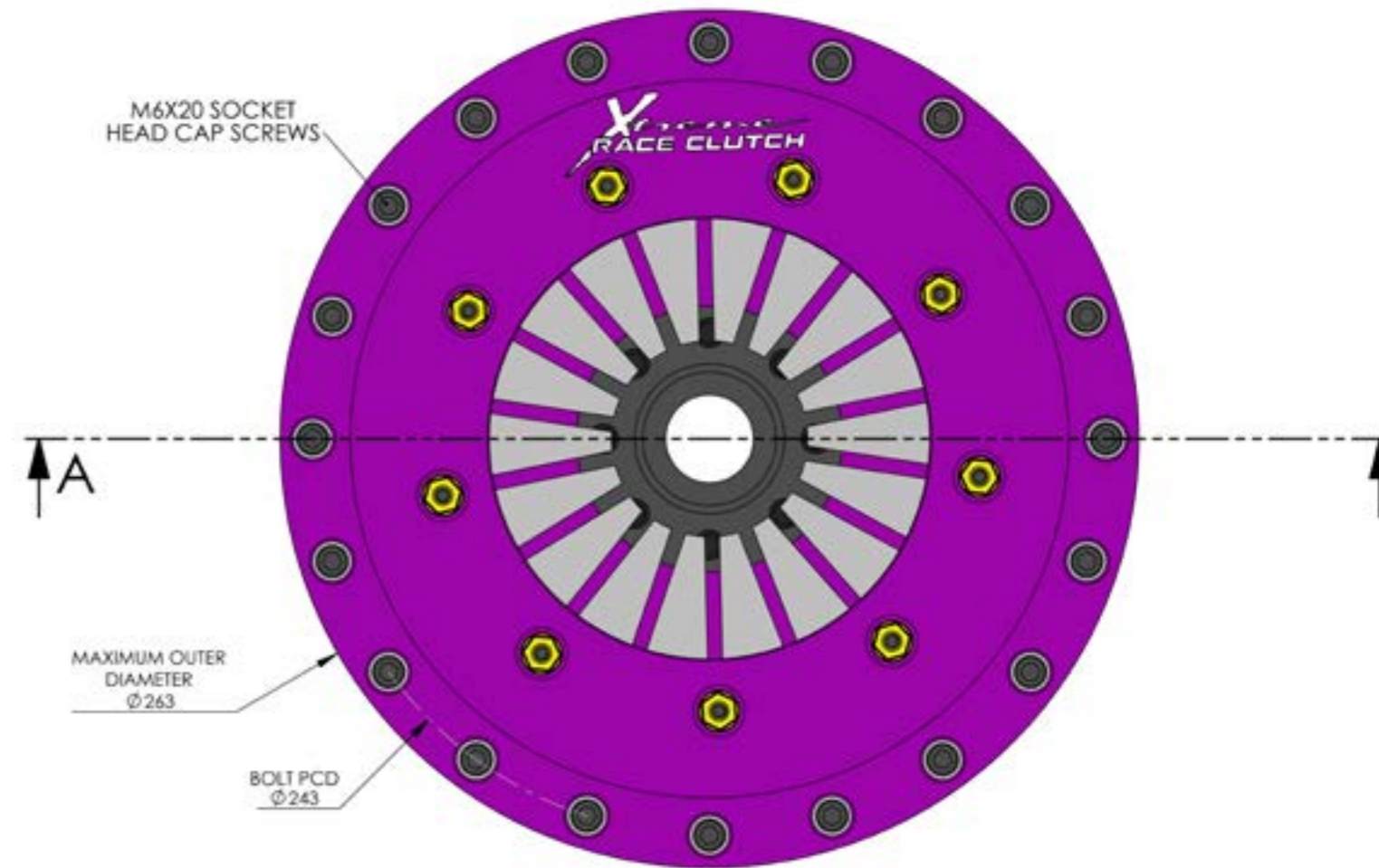
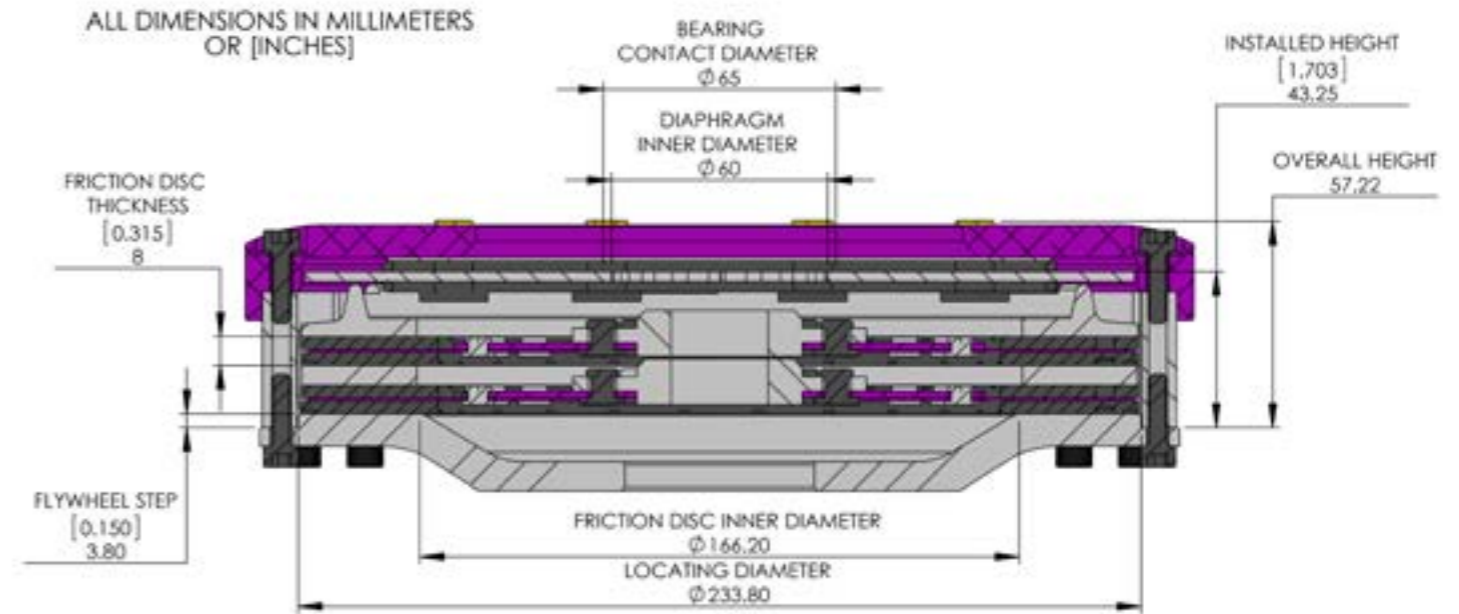
Clamping Force	1300kg
Torque Capacity	1200Nm
Bearing Contact Diameter	65mm
Bearing Load (@ 65mm)	180kg
Release Travel Required	7mm
Assembly Mass (without flywheel)	8.3kg
Disc Set Static Mass	1.7kg
Friction Thickness New	8mm (0.315")
Friction Thickness Worn	7.5mm (0.295")



### REPLACEMENT PARTS:

Flat Diaphragm Alloy Hat Assembly	XMC-230-ASSY-ROLL
Pressure Plate Casting	XMC-230-MAIN-570
Intermediate Plate	XMC-230-INTER
Pressure Plate Bolt	BOLT-6X1X20
Adapter Ring Bolt	BOLT-6X1X25
Pressure Plate Washer	WASHER-6mm-F
Adapter Ring	XMC-230-ADAPTER

# TECHNICAL DRAWING



## TECHNICAL SPECIFICATIONS

### Ø 230MM (9") ORGANIC TWIN PLATE ROLLED DIAPHRAGM

#### TECHNICAL SPECS:

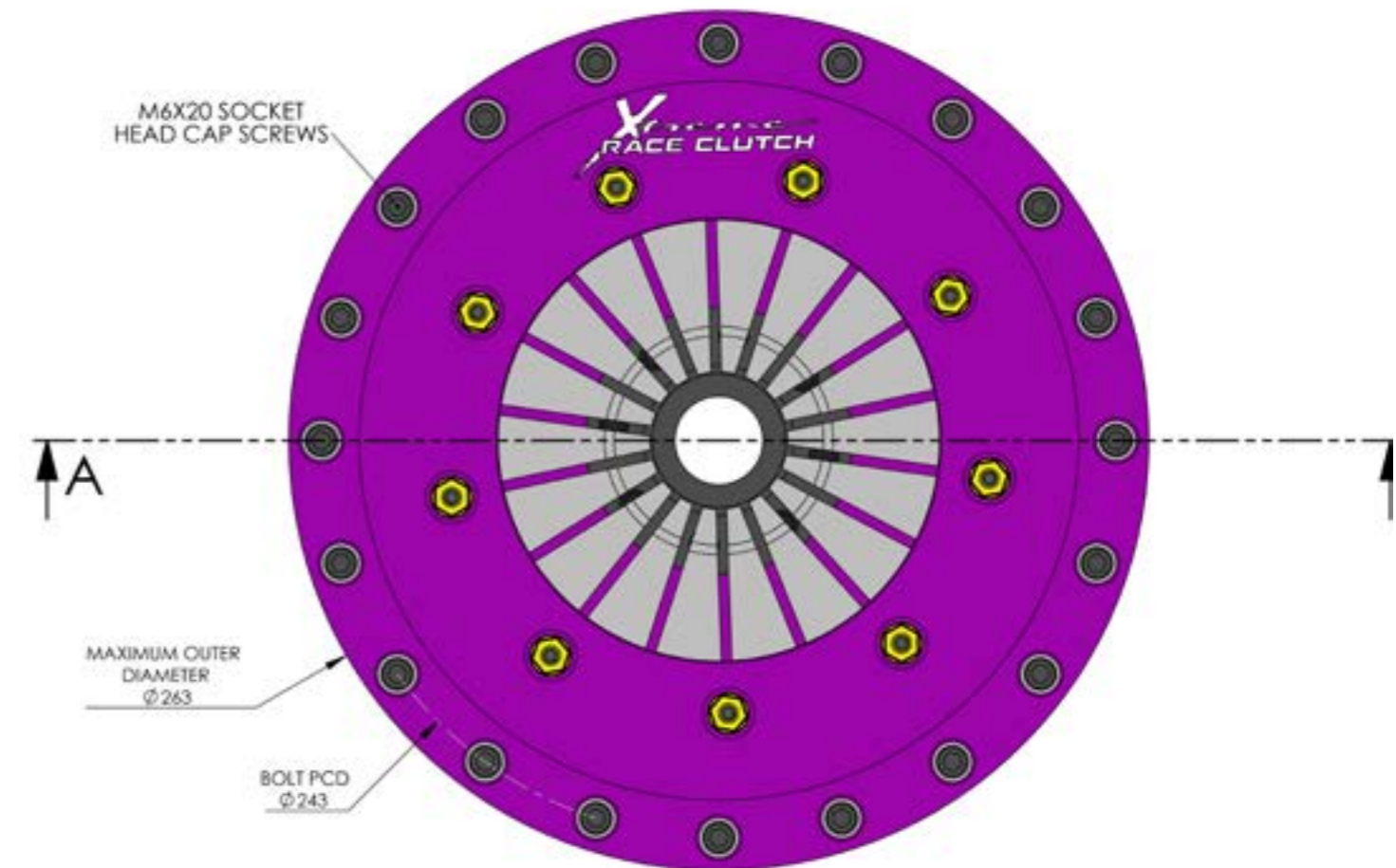
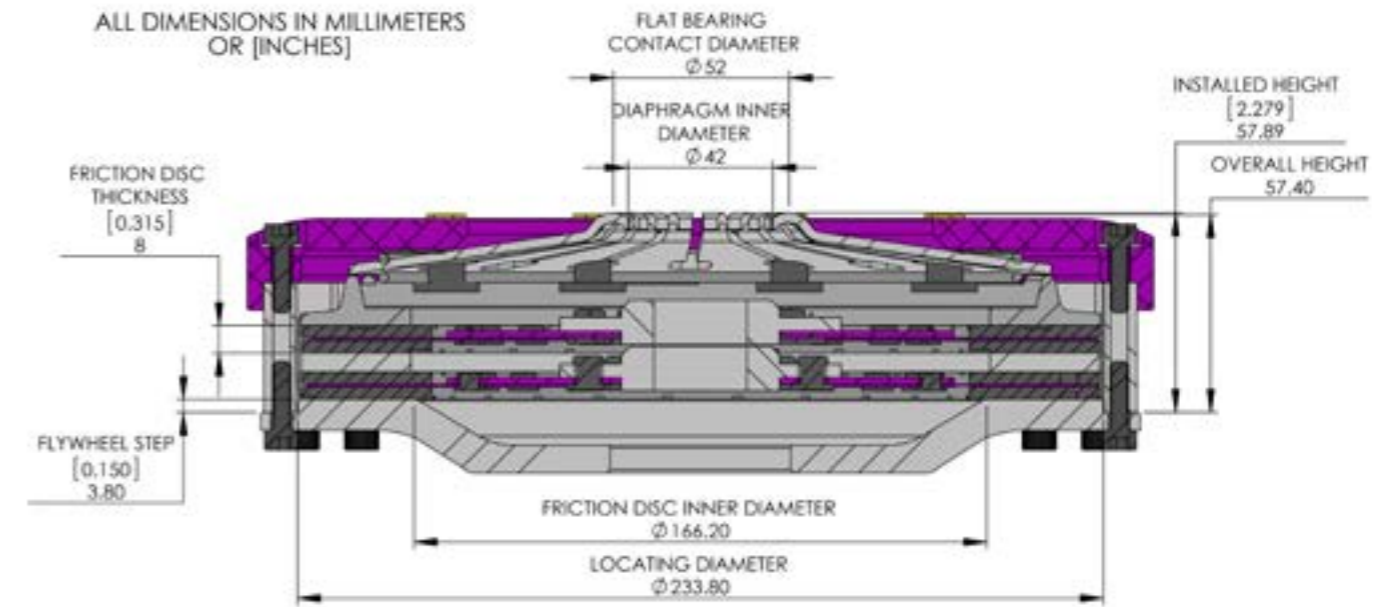
Clamping Force	1300kg
Torque Capacity	1200Nm
Bearing Contact Diameter	FLAT BEARING
Bearing Load (@ FLAT)	150kg
Release Travel Required	7mm
Assembly Mass (without flywheel)	8.3kg
Disc Set Static Mass	1.7kg
Friction Thickness New	8mm (0.315")
Friction Thickness Worn	7.5mm (0.295")



#### REPLACEMENT PARTS:


Flat Diaphragm Alloy Hat Assembly	XMC-230-ASSY-ROLL
Pressure Plate Casting	XMC-230-MAIN-570
Intermediate Plate	XMC-230-INTER
Pressure Plate Bolt	BOLT-6X1X20
Adapter Ring Bolt	BOLT-6X1X25
Pressure Plate Washer	WASHER-6mm-F
Adapter Ring	XMC-230-ADAPTER

## TECHNICAL DRAWING



## XTREME 270MM ORGANIC CLUTCH KITS

The Xtreme 270mm Organic Twin Plate Clutch is designed for high horsepower street and track vehicles, offering improved driveability on the street in comparison to the ceramic equivalents.



Extra heavy duty cover

High quality organic material

Lightweight SFI-approved flywheel

The Xtreme Clutch 270mm range is designed primarily for use in high power street vehicles that require modulation in the pedal but also high torque capacity. Available for a range of LS, Barra and BOSS engines, these clutch kits are ideal for high performance V8 and in-line 6 turbo builds.

Vehicle	Model	Engine	Twin Plate	Torque (Nm)	Special Notes
<b>Chevrolet</b>					
	ZL1 6.2L (12-15)	LSA	KGM27634-2G	1120	SMF Conversion Kit incl. C/moly F/W & P/P Bolts (Converts OE DMF Kit)
Camaro	Z28, Z28 SS, 5.7L V8 (98-02) 4th Gen.	LS1	KGM27630-2G	1120	Complete Kit incl. C/moly F/W, CSC & P/P Bolts
	SS, 6.2L V8 (10-14) 5th Gen.	LS3	KGM27639-2G	1120	Complete Kit incl. C/moly F/W, CSC & P/P Bolts
Corvette	C5, 5.7L V8 (97-04)	LS1	KGM27630-2G	1120	Complete Kit incl. C/moly F/W, CSC & P/P Bolts
<b>Ford</b>					
	BA/BF XR6 Turbo	Barra 4.0L	KFD27631-2G	1120	Complete Kit incl. C/moly F/W, CSC & P/P Bolts
Falcon	BA/BF XR8	BOSS 5.4L	KFD27630-2G	1120	Complete Kit incl. C/moly F/W, CSC & P/P Bolts
	FG XR6 Turbo	Barra 4.0L	KFD27633-2G	1120	Complete Kit incl. C/moly F/W, CSC & P/P Bolts
	FG XR8	BOSS 5.4L	KFD27632-2G	1120	Complete Kit incl. C/moly F/W, CSC & P/P Bolts
Mustang S-197 (Fifth Gen.)	Shelby GT500, Petrol V8 Supercharged w/TR6060 Transmission (06-09)	Modular 5.4L	KFD27695-2G	1120	Complete Kit incl. C/moly F/W, CSC & P/P Bolts
	Shelby GT500, Petrol V8 Supercharged w/TR6060 Transmission (10-12)	Modular 5.4L	KFD27695-2G	1120	Complete Kit incl. C/moly F/W, CSC & P/P Bolts
	GT, Petrol V8 w/MT82 Transmission (10-14)	Coyote 5.0L	KFD27655-2G	1120	Complete Kit incl. C/moly F/W, CSC & P/P Bolts
	Boss 302, Petrol V8 w/MT82 Transmission (11-14)	Coyote 5.0L	KFD27655-2G	1120	Complete Kit incl. C/moly F/W, CSC & P/P Bolts
	Shelby GT500, Petrol V8 Supercharged w/TR606 Transmission (13-14)	Modular 5.8L	KFD27695-2G	1120	Complete Kit incl. C/moly F/W, CSC & P/P Bolts
Mustang S550 (Sixth Gen.)	GT, Petrol V8 w/MT82 Transmission (8/14-)	Coyote 5.0L	KFD27655-2G	1120	Complete Kit incl. C/moly F/W, CSC & P/P Bolts
<b>FPV</b>					
F6, Typhoon, Tornado	BA XR6T (10/04-9/05)	Barra 4.0L	KFD27631-2G	1120	Complete Kit incl. C/moly F/W, CSC & P/P Bolts
GT, GT-P, Pursuit, Super Pursuit	BA XR8 / BOSS 290 (3/03-9/05)	BOSS 5.4L	KFD27630-2G	1120	Complete Kit incl. C/moly F/W, CSC & P/P Bolts
F6, Force 6, Typhoon, Tornado	BF XR6T (10/05-5/08)	Barra 4.0L	KFD27631-2G	1120	Complete Kit incl. C/moly F/W, CSC & P/P Bolts
GT-P, Pursuit, Super Pursuit	BF XR8 / BOSS 290/302 (10/05-5/08)	BOSS 5.4L	KFD27630-2G	1120	Complete Kit incl. C/moly F/W, CSC & P/P Bolts
F6, F6-E	FG XR6T (6/08-)	Barra 4.0L	KFD27633-2G	1120	Complete Kit incl. C/moly F/W, CSC & P/P Bolts
GS, GT, GT F 351, GT-E, GT-P	FG XR8 / BOSS 315/335 (10/10-)	BOSS 5.0L Supercharged	KFD27695-2G	1120	Complete Kit incl. C/moly F/W, CSC & P/P Bolts
GS, GT, GT-E, GT-P, Pursuit, Super Pursuit	FG XR8 / BOSS 302/315 (6/08-9/10)	BOSS 5.4L	KFD27632-2G	1120	Complete Kit incl. C/moly F/W, CSC & P/P Bolts
<b>Holden</b>					
	VT S2-VZ V8 incl. Berlina, SS, SS-Z, SV8 (6/99-1/07)	LS1 (GENIII)	KGM27630-2G	1120	Complete Kit incl. C/moly F/W, CSC & P/P Bolts
	VZ V8, SS, SS Thunder, 6.0L with T56 Transmission	LS2 (L98)	KGM27636-2G	1120	Complete Kit incl. C/moly F/W, CSC & P/P Bolts
	VE S1 incl. Berlina, SS, SS-V (8/06-8/10)	LS2 / LS3 (L98)	KGM27631-2G	1120	Complete Kit incl. C/moly F/W, CSC & P/P Bolts
	VE S2 (6/09-8/10)	LS3 (L98)	KGM27631-2G	1120	Complete Kit incl. C/moly F/W, CSC & P/P Bolts
Commodore	VE S2 incl. Berlina, SS, SS-V, Sportswagon (9/10-12/11)	LS3 (L77)	KGM27631-2G	1120	Complete Kit incl. C/moly F/W, CSC & P/P Bolts
	VE incl. Berlina, SS, SS-V, Sportswagon (1/12-4/13)	LS3 (L77)	KGM27632-2G	1120	SMF Conversion Kit incl. C/moly F/W & P/P Bolts (Converts OE DMF Kit)
	VF incl. SS, SS-V, Sportswagon (5/13-)	LS3 (L77)	KGM27632-2G	1120	SMF Conversion Kit incl. C/moly F/W & P/P Bolts (Converts OE DMF Kit)
Monaro	CV8 (12/01-12/05)	LS1 (GENIII)	KGM27630-2G	1120	Complete Kit incl. C/moly F/W, CSC & P/P Bolts
<b>HSV</b>					
Clubsport / R8, Coupe, GTS, Maloo / R8, Senator	VT-VZ V8 (6/99-1/07)	LS1 (GENIII)	KGM27630-2G	1120	Complete Kit incl. C/moly F/W, CSC & P/P Bolts
Clubsport R8, GTS, Maloo R8, Senator	VE V8 (8/06-3/08)	LS2 / LS3 (L98)	KGM27631-2G	1120	Complete Kit incl. C/moly F/W, CSC & P/P Bolts
Clubsport R8, GTS, Maloo R8, Senator	VE V8 (4/08-2/10)	LS3 (L98)	KGM27631-2G	1120	Complete Kit incl. C/moly F/W, CSC & P/P Bolts
W427	VE V8 (7/08-9/09)	LS7	KGM27631-2G	1120	Complete Kit incl. C/moly F/W, CSC & P/P Bolts
Clubsport R8, GTS, Maloo GXP / R8, Senator	VE V8 (2/10-8/11)	LS3 (L98)	KGM27631-2G	1120	Complete Kit incl. C/moly F/W, CSC & P/P Bolts
Clubsport GXP / R8, GTS, Maloo GXP / R8, Senator	VE V8 (9/11-5/13)	LS3 (L98)	KGM27632-2G	1120	SMF Conversion Kit incl. C/moly F/W & P/P Bolts (Converts OE DMF Kit)
Clubsport / R8, GTS Maloo, Maloo R8, Senator	VF V8 (6/13-)	LS3 (L98)	KGM27632-2G	1120	SMF Conversion Kit incl. C/moly F/W & P/P Bolts (Converts OE DMF Kit)
GTS, GTS Maloo	VF V8	LSA (Supercharged)	KGM27634-2G	1120	SMF Conversion Kit incl. C/moly F/W & P/P Bolts (Converts OE DMF Kit)
Clubsport R8	VF V8 (11/15-)	LSA (Supercharged)	KGM27634-2G	1120	SMF Conversion Kit incl. C/moly F/W & P/P Bolts (Converts OE DMF Kit)
Maloo R8	VF V8 (11/15-)	LSA (Supercharged)	KGM27634-2G	1120	SMF Conversion Kit incl. C/moly F/W & P/P Bolts (Converts OE DMF Kit)

Vehicle	Model	Engine	Twin Plate	Torque (Nm)	Special Notes
Vauxhall	VXR -05	5.7L LS1	KGM27630-2G	1120	Complete Kit inc. C/moly F/W, CSC & P/P Bolts
Monaro	VXR8 -12/11	6.0L LS2	KGM27631-2G	1120	Complete Kit inc. C/moly F/W, CSC & P/P Bolts
	VXR8 1/12-	6.2L LS3	KGM27632-2G	1120	SMF Conversion Kit incl. C/moly F/W & P/P Bolts (Converts OE DMF Kit)

If you don't see your vehicle listed or you have an enquiry relating to a listing in the catalogue, please call **1800 CLUTCH** (within Australia) or **+61 8 8300 5000** (international). You can also forward all enquiries to [sales@xtremeclutch.com.au](mailto:sales@xtremeclutch.com.au) Alternatively please visit [www.xtremeclutch.com](http://www.xtremeclutch.com) for further information.



# Single Plate Performance Upgrade Flywheels



## FLYWHEELS TO SUIT SINGLE PLATE APPLICATIONS

The Xtreme Clutch range of performance flywheels enables your vehicle to respond differently to your throttle inputs, allowing you to keep control and gain more out of your vehicle's performance.

Please Note: The flywheels listed in this catalogue are to suit Xtreme Clutch stage 1, 2 and 3 kits and are not suitable for the "Motor-sport" range due to changes in cover design. For listings relating to weighted, aluminium and motorsport flywheels, please contact Xtreme Clutch.

### CHROMOLY



Xtreme Chromoly Flywheels are explosion-proof and have been SFI tested and approved. Xtreme flywheels come with integral ring gear and timing sensor ring as required by the application.

### CHROMOLY LIGHTWEIGHT



Xtreme Chromoly Lightweight Flywheels carry full SFI safety approval whilst offering an extremely light flywheel solution for a variety of applications. Xtreme Chromoly Lightweight flywheels are designed for race use where it is critical to minimise rotational inertia.

### WEIGHTED



Xtreme Flywheels are also available in 'weighted' variants for selected applications. These flywheels are made from the same materials as Xtreme chromoly lightweight flywheels, but have increased mass compared with their standard equivalent to suit applications such as drift and drag racing.

### ALUMINIUM



Xtreme Aluminium Flywheels are lightweight to reduce inertia and improve throttle response. This style of flywheel offers quicker shift times between gears and enhanced acceleration. Xtreme Aluminium Flywheels also have replaceable inserts, available through Xtreme Clutch.

### MOTORSPORT



The Xtreme Clutch range of Motorsport flywheels are designed specifically for Xtreme Clutch 184mm, 200mm, 230mm, 250mm and 270mm alloy covers and are provided as part of the "Motorsport" kit range. They are not suitable for standard replacement, stage 1, stage 2 or stage 3 clutch kits.

### BUTTON



Xtreme Button Flywheels have been designed to suit 184mm Multi-Plate clutch systems. The engineered flywheels have no ring gear and have been designed to be fitted in applications using an automatic flex plate or in applications where no ring gear is required. This provides the lightest clutch and flywheel combination in the Xtreme range.

Vehicle	Model	Engine	Chromoly Flywheels	Lightweight Chromoly Flywheels	Button Flywheels Suits 184mm Clutch	Special Notes
<b>Acura</b>						
RSX		K20		FHN007CL		
<b>BMW</b>						
M3	E36	3.0L (S50B30), 3.2L (S50B32)	FBM003C	FBM003CL		Suits Xtreme Clutch only, Solid Flywheel Replacement (KBM24508-1*)
	E46	3.2L (S54B32)	FBM003C	FBM003CL		Suits Xtreme Clutch only, Solid Flywheel Replacement (KBM24596-1*)
Z3	E36 M3, E46	3.2L (S50B32), 3.0L (M54B30)	FBM003C	FBM003CL		Suits Xtreme Clutch only, Solid Flywheel Replacement (KBM24508-1*)
<b>Chevrolet</b>						
Camaro	Z28, Z28 SS, 5.7L V8 (98-02) 4th Gen.	LS1	FGM005C	FGM005CL	FGM005MD7BP	Suits Non-SAC Xtreme 280mm Kit (KGM28691-1*)
	SS, 6.2L V8 (10-14) 5th Gen.	LS3	FGM005C	FGM005CL	FGM005MD7BP	Suits Non-SAC Xtreme 280mm Kit (KGM28692-1*)
Corvette	C5, 5.7L V8 (97-04)	LS1	FGM005C	FGM005CL	FGM005MD7BP	Suits Non-SAC Xtreme 280mm Kit (KGM28691-1*)
<b>Chrysler</b>						
Valiant	Charger R/T	215, 245, 265	FCY030C	FCY030CL		Single Plate 10" Conversion Flywheel (KCY25502-1*)
		318, 340, 360	FCY031C	FCY031CL		Single Plate 10" Conversion Flywheel (KCY25503-1*)
<b>Citroen</b>						
Saxo	1.6L	TU5J	FPU102C			
<b>Ford</b>						
	1970 XY-EA 1992, Ford F250 67-69	3.3L / 3.9L / 4.0L 6CYL	FFD110C			To suit 6cyl only
	EF/EL/AU 6CYL, XR6	4.0L	FFD112C	FFD112CL		
	EF/EL/AU 8CYL, XR8	5.0L	FFD001C	FFD001CL	FFD001MD7BP	
Falcon	BA/BF XR6 Turbo	Barra 4.0L	FFD109C	FFD109CL		Suits Xtreme Clutch only (KFD27604-1*)
			FFD114C			Suits Xtreme Clutch only, 280mm Upgrade Kit (KFD28680-1*)
	BA/BF XR8	BOSS 5.4L	FFD015C	FFD015CL		Suits Xtreme Clutch only (KFD28620-1*)
	FG XR6 Turbo	Barra 4.0L	FFD140C			Suits Xtreme Clutch only (KFD28681-1*)
	FG XR8	BOSS 5.4L	FFD015C	FFD015CL		Suits Xtreme Clutch only (KFD28620-1*)
Focus	ST	ECOBOOST 2.0L	FFD162C			Suits Xtreme Clutch only, Solid Flywheel Replacement (KFD24640-1*)
	ST TURBO	B5254T 2.5L	FFD157C			Suits Xtreme Clutch only, Solid Flywheel Replacement (KFD24637-1*)
	XR5	B5254T 2.5L	FFD157C			Suits Xtreme Clutch only, Solid Flywheel Replacement (KFD24637-1*)
	RS (9/10-6/12)	B5254T 2.5L	FFD157C			
	RS (2016-)	ECOBOOST 2.3L	FFD162C			Suits Xtreme Clutch only, Solid Flywheel Replacement (KFD24640-1*)
Laser	KF/KH 1.8L Petrol Turbo 4WD incl. TX3	BPT	FMZ101C	FMZ101CL		Suits Xtreme Clutch only (KFD23012-1*)
Mustang S550 (Sixth Gen.)	ECOBOOST, Turbo Petrol (8/14-)	ECOBOOST 2.3L	FFD192C			Suits Xtreme Clutch only, Solid Flywheel Replacement (KFD24682-1*)
<b>FPV</b>						
F6, Typhoon, Tornado	BA XR6T (10/04-9/05)	Barra 4.0L	FFD114C			Suits Xtreme Clutch only, 280mm Upgrade Kit (KFD28680-1*)
GT, GT-P, Pursuit, Super Pursuit	BA XR8 / BOSS 290 (3/03-9/05)	BOSS 5.4L	FFD015C	FFD015CL		Suits Xtreme Clutch only (KFD28620-1*)
F6, Force 6, Typhoon, Tornado	BF XR6T (10/05-5/08)	Barra 4.0L	FFD114C			Suits Xtreme Clutch only, 280mm Upgrade Kit (KFD28680-1*)
GT-P, Pursuit, Super Pursuit	BF XR8 / BOSS 290/302 (10/05-5/08)	BOSS 5.4L	FFD015C	FFD015CL		Suits Xtreme Clutch only (KFD28620-1*)
F6, F6-E	FG XR6T (6/08-)	Barra 4.0L	FFD140C			Suits Xtreme Clutch only (KFD28681-1*)
GS, GT, GT-E, GT-P, Pursuit, Super Pursuit	FG XR8 / BOSS 302/315 (6/08-9/10)	BOSS 5.4L	FFD015C	FFD015CL		Suits Xtreme Clutch only (KFD28682-1*)
<b>Holden</b>						
Astra	SRI, Turbocharged (6/06-3/10)	Z20LER 2.0L	FGM122C			Suits Xtreme Clutch only, Solid Flywheel Replacement (KGM24637-1*)
	VS S2-VY S3 6CYL	3.8L / Ecotec	FGM113C	FGM113CL		Suits Xtreme Clutch only, Solid Flywheel Replacement (KGM24520-1*)
	VZ-VE 6CYL	Alloytech 3.6L	FGM115C			Suits Xtreme Clutch only, Solid Flywheel Replacement (KGM26630-1*)
Commodore	VT S2-VZ V8 incl. Berlina, SS, SS-Z, SV8 (6/99-1/07)	LS1 (GENIII)	FGM005C	FGM005CL	FGM005MD7BP	Suits Non-SAC Xtreme 280mm Kit (KGM28691-1*)
	VZ V8, SS, SS Thunder, 6.0L with T56 Transmission	LS2 (L98)	FGM005C	FGM005CL	FGM005MD7BP	Suits Non-SAC Xtreme 280mm Kit (KGM28694-1*)



Vehicle	Model	Engine	Chromoly Flywheels	Lightweight Chromoly Flywheels	Button Flywheels Suits 184mm Clutch	Special Notes
<b>Holden</b>						
Commodore	VE S1 incl. Berlina, SS, SS-V (8/06-8/10)	LS2/LS3 (L98)	FGM005C	FGM005CL	FGM005MD7BP	Suits Non-SAC Xtreme 280mm Kit (KGM28692-1*)
			FGM145C			Suits Non-SAC Xtreme 290mm Kit (KGM29692-1*)
	VE S2 incl. Berlina, SS, SS-V, Sportswagon (9/10-12/11)	LS3 (L77)	FGM145C			Suits Non-SAC Xtreme 290mm Kit (KGM29693-1*)
	VE incl. Berlina, SS, SS-V, Sportswagon (1/12-4/13)	LS3 (L77)	FGM114C			Suits Non-SAC Xtreme 290mm Kit (KGM29694-1*)
VF incl. SS, SS-V, Sportswagon (5/13-)	LS3 (L77)	FGM114C			Suits Non-SAC Xtreme 290mm Kit (KGM29694-1*)	
<b>Honda</b>						
Civic	EK4/9 VTiR, SiR, Si, Type R	B16A/B	FHN107C	FHN107CL		
	EP3	K20A		FHN007CL		
Fit (Jazz)	GK5 1.5L 7/14-	L15Z	FHN015C			
Integra	DC2, Type R	B18C	FHN003C	FHN003CL		
	DC5, Type R, Type S, (6-Spd)	K20A		FHN007CL		
S2000	AP1/2	F20C	FHN009C	FHN009CL		
<b>HSV</b>						
Clubsport / R8, Coupe, GTS, Maloo / R8, Senator	VT-VZ V8 (6/99-1/07)	LS1 (GENIII)	FGM005C	FGM005CL	FGM005MD7BP	Suits Non-SAC Xtreme 300mm Kit (KGM30691-1*)
			FGM005C	FGM005CL	FGM005MD7BP	Suits Non-SAC Xtreme 280mm Kit (KGM28691-1*)
Clubsport R8, GTS, Maloo R8, Senator	VE V8 (8/06-3/08)	LS2 / LS3 (L98)	FGM145C			Suits Non-SAC Xtreme 280mm Kit (KGM29692-1*)
			FGM005C	FGM005CL	FGM005MD7BP	Suits Non-SAC Xtreme 290mm Kit (KGM28692-1*)
Clubsport R8, GTS, Maloo R8, Senator	VE V8 (4/08-2/10)	LS3 (L98)	FGM145C			Suits Non-SAC Xtreme 280mm Kit (KGM29692-1*)
			FGM005C	FGM005CL	FGM005MD7BP	Suits Non-SAC Xtreme 290mm Kit (KGM28692-1*)
W427	VE V8 (7/08-9/09)	LS7	FGM145C			Suits Non-SAC Xtreme 290mm Kit (KGM29693-1*)
Clubsport R8, GTS, Maloo GXP / R8, Senator	VE V8 (2/10-8/11)	LS3 (L98)	FGM145C			Suits Non-SAC Xtreme 290mm Kit (KGM29693-1*)
Clubsport GXP / R8, GTS, Maloo GXP / R8, Senator	VE V8 (9/11-5/13)	LS3 (L98)	FGM114C			Suits Non-SAC Xtreme 290mm Kit (KGM29694-1*)
Clubsport / R8, GTS Maloo, Maloo R8, Senator	VF V8 (6/13-)	LS3 (L98)	FGM114C			Suits Non-SAC Xtreme 290mm Kit (KGM29694-1*)
<b>Lexus</b>						
IS200	2.0L Petrol RWD GXE10R (3/99-10/05)	1GFE	FLX101C	FLX101CL		Suits Xtreme Clutch only, Solid Flywheel Replacement (KLX23591-1*)
	2.0L Petrol RWD SXE10R (98-04)	3SGE	FLX102C	FLX102CL		Suits Xtreme Clutch only, Solid Flywheel Replacement (KLX23593-1*)
<b>Mazda</b>						
3 MPS 2.3L Turbo Petrol (7/07-1/14)		L3	FMZ105C			Suits Xtreme Clutch only, Solid Flywheel Replacement (KMZ25591-1*)
			FMZ105CL			Suits Xtreme Clutch only, Solid Flywheel Replacement (KMZ25591-1*L)
			FMZ009C			Suits Xtreme Clutch only, Solid Flywheel Replacement (KMZ24530-1*)
6 MPS 2.3L Turbo Petrol (10/05-1/08)		L3	FMZ105C			Suits Xtreme Clutch only, Solid Flywheel Replacement (KMZ25591-1*)
			FMZ105CL			Suits Xtreme Clutch only, Solid Flywheel Replacement (KMZ25591-1*L)
			FMZ009C			Suits Xtreme Clutch only, Solid Flywheel Replacement (KMZ24530-1*)
Familia	BG 1.8L Petrol Turbo 4WD incl. GT, GT-X	BPT	FMZ101C	FMZ101CL		Suits Xtreme Clutch only (KFD23012-1*)
	NA, NA8C	BP	FMZ002C	FMZ002CL		
MX5	NB, NB8C, Petrol Turbo model incl.	BP, BPT	FMZ002C	FMZ002CL		
	NC, NCEC (6-Speed)	LFDE 2.0L	FMZ008C	FMZ008CL		
	NC, NCEC (5-Speed)		FMZ008C	FMZ008CL		
RX7	FC3S	13B-T	FMZ004C	FMZ004CL		
	FD3S	13B	FMZ004C	FMZ004CL		

Vehicle	Model	Engine	Chromoly Flywheels	Lightweight Chromoly Flywheels	Button Flywheels Suits 184mm Clutch	Special Notes	
<b>Mazda</b>							
RX8	SE3P	13B	FMZ004C	FMZ004CL			
<b>Mini</b>							
Cooper	Clubman, Cabrio, JCW, Petrol Turbocharged R55-59	1.6L (N14B6A)	FMC007C			Suits Xtreme Clutch only, Solid Flywheel Replacement (KMC23540-1*)	
Mini Cooper S	Clubman, Cabrio, JCW, Petrol Turbocharged R55-57	1.6L (N14B6A)	FMC007C				
	Cabrio, JCW, Petrol Super-charged R52-53 (5/02-2/07)		FMC002C	FMC002CL		Suits Xtreme Clutch only, Solid Flywheel Replacement (KMC22591-1*)	
<b>Mitsubishi</b>							
Colt	Ralliart, Turbo 04-	4G15T	FMI116C				
Eclipse (USA)	3.0L V6 model, 2001-05	6G72	FMI008C	FMI008CL			
	EVO 1, 2, 3	4G63T (7 Bolt crank)	FMI003C			(7 Bolt crank)	
	EVO 1, 2, 3	4G63T (6 Bolt crank)	FMI004C			(6 Bolt crank)	
	Lancer EVO	EVO 4, 5, 6, 7	4G63T	FMI010C	FMI010CL		
		EVO 8, 9	4G63T	FMI010C	FMI010CL		
	EVO X	4B11T	FMI011C	FMI011CL			
<b>Nissan</b>							
180SX	180SX	SR20DET	FNI013C	FNI013CL			
	180SX	CA18DET	FNI040C	FNI040CL			
Cefiro	A31	RB20DET	FNI024C	FNI024CL			
Fairlady / 300ZX	Z32 Twin Turbo	VG30DETT	FNI005C	FNI005CL			
	N14 2.0L, inc. SSS	SR20DE	FNI011C	FNI011CL			
	N15 2.0L, inc. SSS		FNI011C	FNI011CL			
Pulsar (FWD)	N16 1.8L	QG18DE	FNI011C	FNI011CL			
	S13	SR20DET	FNI013C	FNI013CL			
Silvia	S13	CA18DET	FNI040C	FNI040CL			
	S14	SR20DET	FNI013C	FNI013CL			
Silvia / 200SX	S15	SR20DET	FNI042C	FNI042CL			
	R31	RB30DE/T	FNI024C	FNI024CL			
Skyline	R32 GTS, GTS-T	RB20DET	FNI024C	FNI024CL			
	R33 GTS-T	RB25DET	FNI024C	FNI024CL			
	R34 GT-T (Pull-Type)	RB25DET	FNI024C	FNI024CL			
Skyline GTR	BNR32 GTR Early model (Push-Type)	RB26DETT	FNI024C	FNI024CL			
	BNR32 GTR Late model (Pull-Type)	RB26DETT	FNI024C	FNI024CL			
	BCNR33 GTR	RB26DETT	FNI024C	FNI024CL			
Stagea	BNR34 GTR	RB26DETT	FNI134C	FNI134CL		Suits Xtreme Clutch only, Solid Flywheel Replacement (KNI25515-1*)	
	C34	RB25DET	FNI024C	FNI024CL			
350Z	Z33 -01/05	VQ35DE	FNI018C	FNI018CL		Suits Xtreme Clutch only, Solid Flywheel Replacement (KNI25525-1*)	
	Z33 01/05-	VQ35HR	FNI132C			Suits Xtreme Clutch only, Solid Flywheel Replacement (KNI25688-1*)	
370Z	Z34	VQ37VHR	FNI132C			Suits Xtreme Clutch only, Solid Flywheel Replacement (KNI25688-1*)	
<b>Peugeot</b>							
206	1.6L	TU5J	FPU102C				
<b>Renault</b>							
Megane	RS 250 11/10-07/12	F4R.874					
	RS 265, Red Bull RB8 LE 8/12-7/15	F4R.874	FRE125C			Suits Xtreme Clutch only, Solid Flywheel Replacement (KRE24616-1*)	
	RS 275, Trophy, Cup Premium, Trophy-R 9/14-	F4RM					
<b>Subaru</b>							
BRZ	Z1	FA20	FSU104C	FSU104CL			

# XTREME FLYWHEELS

Vehicle	Model	Engine	Chromoly Flywheels	Lightweight Chromoly Flywheels	Button Flywheels Suits 184mm Clutch	Special Notes
<b>Subaru</b>						
	WRX (5-Spd) GC8, GF8, GDA, GGA	EJ20T	FSU002C	FSU002CL		
Impreza	WRX STI (6-Spd) GDB, GGB, GRB, GVB	EJ20T / EJ25T	FSU003C	FSU003CL		
	WRX 2.5L (10/05-) GDA	EJ205	FSU103C	FSU103CL		
Forester	SF5 / SG5 Petrol Turbo	EJ20T	FSU002C	FSU002CL		
	SG9, XT	EJ25T	FSU103C	FSU103CL		
Liberty (Legacy)	RS Turbo	EJ20G	FSU002C	FSU002CL		
	B4 Twin Turbo	EJ206 / EJ208	FSU002C	FSU002CL		
	GT Turbo	EJ20Y	FSU103C	FSU103CL		Suits Xtreme Clutch only, Solid Flywheel Replacement (KSU24530-1*)
	GT, GT-B STI Turbo	EJ255	FSU002C	FSU002CL		
<b>Suzuki</b>						
Swift	Sports, 1.6L	M16A	FSZ002C	FSZ002CL		
<b>Toyota</b>						
86	GT, GTS	4UGSE	FSU104C			
Altezza	SXE10	3SGE	FLX102C			
Chaser			FTY018C			
Cresta	JZX90, JZX100, JZX110 (Pull-Type)	1JZ-GTE	FTY018C			
Mark II			FTY018C			
Soarer			FTY018C			
Corolla / Sprinter	AE86 RWD	4A-GE	FTY007C	FTY007CL		
	AE92 FWD 1/91-	4A-GE	FTY007C	FTY007CL		
	AE101 / AE111 FWD	4A-GE	FTY007C	FTY007CL		
MR2	SW20	3SGTE	FTY001C	FTY001CL		
Celica	GT4, ST185, ST205	3SGTE	FTY001C	FTY001CL		
	SX, ZR, 99-05 (6-Spd)	2ZZGE 1.8L 6 Speed	FTY013C			
Supra	JZA70	1JZ-GTE	FTY018C	FTY018CL		
	JZA80 (6-Spd)	2JZ-GTE	FTY012C	FTY012CL		Suits Xtreme Clutch only, Solid Flywheel Replacement (KTY25502-1*)
<b>Vauxhall</b>						
Monaro	VXR -05	5.7L LS1	FGM005C	FGM005CL	FGM005MD7BP	Suits Non-SAC Xtreme 280mm Kit (KGM28691-1*)
	VXR8 -12/11	6.0L LS2	FGM145C			Suits Non-SAC Xtreme 290mm Kit (KGM29692-1*)
	VXR8 1/12-	6.2L LS3	FGM005C	FGM005CL	FGM005MD7BP	Suits Non-SAC Xtreme 290mm Kit (KGM28692-1*)
			FGM114C			Suits Non-SAC Xtreme 290mm Kit (KGM29694-1*)
<b>Volkswagen</b>						
Golf	MK V (Type 5) 77KW model (Eng Code. BKC, BXE, BLS)	1.9L 8V DOHC (Turbo Diesel)	FVW110			Suits Xtreme Clutch only, Solid Flywheel Replacement (KVV23520-1*)
Golf GTI	MK V (Type 5) 147KW model (Eng code. AXJ, BWA)	2.0L 16V DOHC (Turbo Petrol)	FVW156C			Suits Xtreme Clutch only, Solid Flywheel Replacement (KVV24696-1*)
			FVW157C			Suits Xtreme Clutch only, Solid Flywheel Replacement (KVV24697-1*)
Golf GTI	MK VI (Type 6) 155KW model (Eng code. CCZB)	2.0L 16V DOHC (Petrol)	FVW158C			Suits Xtreme Clutch only, Solid Flywheel Replacement (KVV24698-1*)
			FVW1589C			Suits Xtreme Clutch only, Solid Flywheel Replacement (KVV24699-1*)
Golf R	MK VI (Type 6) 188KW model (Eng code. CDLC)	2.0L 16V DOHC (Turbo Petrol)	FVW156C			Suits Xtreme Clutch only, Solid Flywheel Replacement (KVV24696-1*)
			FVW157C			Suits Xtreme Clutch only, Solid Flywheel Replacement (KVV24697-1*)
Golf GTI	MK VII (Type 7) 162KW, 169KW, 195KW (Eng code. CHHB, CHHA)	2.0L 16V DOHC (Petrol)	FVW158C			Suits Xtreme Clutch only, Solid Flywheel Replacement (KVV24698-1*)
			FVW159C			Suits Xtreme Clutch only, Solid Flywheel Replacement (KVV24699-1*)
Polo GTI	141KW, (Eng code. DAJB) 4/2015-	2.0L 16V DOHC (Petrol)	FVW158C			Suits Xtreme Clutch only, Solid Flywheel Replacement (KVV24698-1*)
			FVW159C			Suits Xtreme Clutch only, Solid Flywheel Replacement (KVV24699-1*)
<b>Volvo</b>						
C30 T5, R-Design (3/07-) FWD Turbo	B5254T 2.5L					
S40	T5, R-Design, T5 S (6/04-) FWD Turbo	B5254T 2.5L	FFD157C			Suits Xtreme Clutch only, Solid Flywheel Replacement (KFD24637-1*)



If you don't see your vehicle listed or you have an enquiry relating to a listing in the catalogue, please call **1800 CLUTCH** (within Australia) or **+61 8 8300 5000** (international). You can also forward all enquiries to [sales@xtremeclutch.com.au](mailto:sales@xtremeclutch.com.au) Alternatively please visit [www.xtremeclutch.com](http://www.xtremeclutch.com) for further information.



## CONCENTRIC SLAVE CYLINDERS

Xtreme Clutch can provide a variety of Concentric Slave Cylinders (CSC) to either upgrade your vehicle's standard CSC or provide a solution for a gearbox or engine conversion. The Xtreme Clutch CSC range can improve pedal effort and allow for an easier installation process.



## MASTER CYLINDERS

Clutch master cylinders are a vital part of the clutch system and can often be overlooked when diagnosing a clutch issue. Xtreme Clutch has a range of clutch master cylinders to suit most applications. Each cylinder also comes with a fluid reservoir.



## PEDAL RETURN SPRING

A clutch pedal return spring allows the pedal to return, preventing potential slipping and premature wear. They're particularly useful to solve the clutch pedal issue in the 2006- 2013 Holden VE Commodore (clutch pedal staying on the floor with high RPM gear changes).



## SLAVE CYLINDERS

Xtreme Clutch's range of clutch slave cylinders are built to the highest quality standard. The large selection of replacement clutch slave cylinders suit various makes and models, making them a great addition to Xtreme Clutch's actuation range.



## PEDAL ADJUSTER

A pedal adjuster allows the pedal position to be moved down to a more comfortable driving position. It has the ability to control the release distance of the clutch, preventing the clutch from over-stroking and affecting the engagement or disengagement of the clutch.



## CLUTCH FLUID

Xtreme Clutch Fluid by Carbone Lorraine is a high performance DOT 4 racing clutch and brake fluid. The synthetic fluid is formulated for clutch and brake systems consistently operating at very high temperatures. The fluid will maintain its viscosity and compressibility at high temperatures often seen in racing applications.



## BRAIDED CLUTCH LINES

Xtreme Clutch produce custom braided hydraulic lines for a variety of applications. Often, braided lines will be included as part of the upgrade kit, with custom solutions available to suit engine or gearbox conversions as well as standard line replacement. For custom braided line solutions, please contact Xtreme Clutch.



## XTREME CONVERSION CYLINDERS

The Xtreme Clutch range of conversion concentric slave cylinders are designed to provide a solution for a wide variety of engine and gearbox conversions, with conversion specific and universal performance concentric slave cylinders available. For a custom solution, please contact Xtreme Clutch.

Part Number	Application	Description
CSCCV001	Universal Saab style alloy body 3 bolt CSC	Repair kit to suit CSCCV001/2-KIT
CSCCV002	Universal Saab style alloy body 3 bolt CSC	Repair kit to suit CSCCV001/2-KIT
CSCCV010	Universal - Xtreme conversion CSC	Heavy duty CSC to suit Nissan 370Z, Infiniti G, 7-08 350Z,
CSCCV012	CSC-Conversion -TOPLOADER 1-3/8"	Replaces OE Nosecone.
CSCCV013	Conversion CSC assembly 350/370Z HR ENG	Component of KNI25688-1A & KNI23688-2E/P
CSCCV014	Conversion CSC assembly Evo X	Suit 200 or 185mm twin plate
CSCCV015	CSC- conversion T56	TREMEC T-56 (Including MAGNUM) with AN-4 fittings.
CSCCV016	Master CYL - Xtreme conversion	Hydraulic conversion Ford Mustang 64-68 to convert cable to hydraulic
CSCCV017	CSC ZR1 Camaro upgrade	HD upgrade of CSCCR010
CSCCV018	CSC Commodore Saloon Car T56	Super Six Touring Car Holden
CSCCV019	CSC - Xtreme conversion Ford T5	CSC, 44mm bearing, Ford T5 slide on snout. Suit 7.25" clutch.
CSCCV020	Universal - Xtreme conversion CSC	Toyota adjustable 52mm contact
CSCCV021	CSC Ford Saloon Car T56	Super Six Touring Car Ford
CSCCV100	CSC Xtreme conversion universal bore	Slide on snout, universal 1" bore with flat bearing.
CSCCV104	CSC- Xtreme conversion flat bearing	2 bolt to mount to custom adapter/ Universal flat bearing CSC
CSCCV105	CSC- Xtreme conversion 44MM bearing	2 bolt to mount to custom adapter/ Universal 44MM bearing CSC
CSCCV106	CSC- Xtreme conversion 44MM bearing	Universal 44MM radius face 1.87 tall/ 2 bolt to mount to custom adapter
CSCCV107	CSC- Xtreme conversion 52MM bearing universal	2 bolt to mount to custom adapter/ 52MM bearing, 2.04" compressed height
CSCCV108	CSC- Xtreme conversion 44MM bearing universal	2 bolt to mount to custom adapter/ 44MM radius face 1.60 tall
CSCCV109	CSC- Xtreme conversion 44MM bearing universal	Release bearing (1.95" high, 44mm radius)
CSCCV110	CSC - Xtreme conversion 52MM bearing GM Saginaw	35MM bore slide on GM Saginaw/ 52MM bearing contact
CSCCV111	CSC- Xtreme conversion 44MM bearing GM Saginaw	35MM bore slide on GM Saginaw / 44MM bearing contact
CSCCV112	CSC - Xtreme conversion 52MM bearing Ford T5/ Tremec Magnum	36MM bore slide on Ford T5/ 52MM bearing contact
CSCCV004	CSC- conversion slide on CSC, flat bearing	Kit with shims, lines and guide pin
CSCCV005	CSC- conversion slide on CSC, flat bearing	Kit with shims, lines and guide pin
CSCCV006	CSC- conversion slide on CSC, flat bearing	Kit with shims, lines, snout and guide pin
CSCCV007	CSC- conversion slide on CSC, flat bearing	No taper in CSC for shims
CSCCV003	CSC- conversion slide on CSC, flat bearing	Kit with shims, lines and guide pin
CSCCV008	CSC- conversion slide on CSC, flat bearing	Kit with shims, lines, adapter and guide pin
CSCCV009	CSC- conversion slide on CSC, flat bearing	Increased travel over stock
CSCCV102	Ford/ Tremec Toploader 8.5/10.5" clutch	Braided line, adjustment sleeve, anti-rotation bolt
CSCCV101	GM Tremec/ Saginaw, 8.5/10.5" clutch	Braided line, adjustment sleeve, anti-rotation bolt
CSCCV103	GM T-5 8.5/10.5" clutch	Braided line, adjustment sleeve, anti-rotation bolt
CSCCV001+ Adaptor	EVO X - 200mm twin plate	To Suit 200mm twin plate only
CSCCV013 = CSCS025+- Adapter + Contact Ring	370Z HD conversion	Kit with braided lines and adapter
CSCCV104 + CSCCV01-SP-16	Toyota V160 230mm twin plate	200mm kit requires CSCCV01-SP-2.5
CSCCV003	Toyota R154	Nose cone must be tapped for guide pin
CSCCGM012	Holden/ Ford 185mm racing clutch	May require spacers in some applications
In Development	FD RX7 pull to push conversion	Kit with braided lines and adapter
CSCSU002	Subaru 6 speed	To suit 200mm twin plate only
CSCCV012	10 x 1 13/8" Toploader	NO ADJUSTMENT
CSCCV034	Getrag 6 speed V160	Kit with braided lines, adapter and bolts. Suit 230mm twin plate

## CLUTCH KIT ACCESSORIES

### SPIGOT BUSH/BEARINGS



Xtreme Clutch has an extensive selection of spigot bearings and bushes. The range is constantly being updated for all late model vehicles. The pilot bearing/ bush is an integral part of the clutch system. Its purpose is to support the input shaft of the gearbox. A worn or failed spigot bush or bearing can result in clutch malfunction or gearbox failure.

### FLYWHEEL BOLTS



Xtreme Clutch's OE standard and ARP flywheel bolts are available for most applications. The bolts are a critical, yet often overlooked part of the driveline. Replacement in some models is either recommended or necessary when a new clutch system is installed. Xtreme Clutch bolts have been designed to handle extreme loads.

### PRESSURE PLATE BOLTS



Xtreme Clutch has a range of OE standard and ARP pressure plate bolts for most applications. Xtreme Clutch recommends to inspect the pressure plate bolts and replace if necessary when installing a replacement clutch.

### BELLHOUSING BOLTS



Xtreme Clutch's premium grade bolt and stud kits are engineered to accurately engage engine block threads and resist loosening. They come with a black oxide finish with a 12-point or standard hex head. Washers and nuts are also included where applicable.

## PRESSURE PLATE BOLT KITS

Application	Thread Size	ACS Part No.	Torque (Ft.Lbs)	Torgue (Nm)
<b>BMW</b>				
1.6l (N12/N14/N16/N18) Mini Cooper	M8 x 1.25	PPBBM01HD	28	38
<b>Chevrolet</b>				
265-502 V8	3/8-16	PPBGM01HD	50	68
350 LT1 1992-97	3/8-16	PPBGM06HD	50	68
V8 with Tilton Flywheel and 3 disc AP clutch	5/16-24	PPBGM07HD	28	38
V8 with Tilton Flywheel (1.500 UHL bolts)	5/16-24	PPBTE01HD	28	38
Gen III/IV LS Series small block (10" & 11" clutch) .750 OD	M10 x 1.50	PPBGM03HD	62	84
Gen III/IV LS Series small block (12" clutch) .625 OD	M10 x 1.50	PPBGM08HD	62	84
<b>Chrysler/Dodge</b>				
5.7L & 6.1L Hemi	M10 x 1.50	PPBDG01HD	62	84
<b>Ford</b>				
289-460 V8 (1985 & earlier)	5/16-18	PPBFD01HD	28	38
302-351W V8 (1986-1995)	M8 x 1.25	PPBFD06HD	28	38
4.6L & 5.4L Modular V8	M10 x 1.50	PPBFD02HD	62	84
V8 w/Tilton flywheel and 3 disc AP clutch (hex)	5/16-24	PPBFD07HD	28	38
V8 w/Tilton flywheel and 3 disc AP clutch (12pt)	5/16-24	PPBFD08HD	28	38
<b>Honda</b>				
SOHC D Series (6pcs)	M8 x 1.25	PPBHN01HD	28	38
DOHC B Series (9pcs)	M8 x 1.25	PPBHN02HD	28	38
<b>Nissan</b>				
2.4L (KA24) 4-cyl (6pcs)	M8 x 1.25	PPBNI04HD	28	38
2.0L (SR20DE) 4-cyl, 2.5L (RB25) & 2.6L (RB26) Inline 6 (9pcs)	M8 x 1.25	PPBNI05HD	28	38
<b>Pontiac</b>				
350-455 V8	3/8-16	PPBBU02HD	50	68
<b>Suzuki</b>				
1.6L (M16A)	M8 x 1.25	PPBSZ01HD	28	38
<b>Toyota</b>				
2.0L (20R) & 2.4L (22R)	M8 x 1.25	PPBTY01HD	28	38

## FLYWHEEL BOLT KITS

Application	UHL	Thread Size	ACS Part No.	Torque Ft.Lbs	Torgue Nm
<b>BMW</b>					
1.6l (N12/N14/N16/N18) Mini Cooper	.800	M9 x 1.25	FWBBM07HD	50	68
2.3L (S14) (22mm UHL)	.870	M12 x 1.5	FWBBM02HD	50	68
2.3L (S14) (28mm UHL)	1.100	M12 x 1.5	FWBBM06HD	105	142
<b>Chevrolet</b>					
90° V6 & 265-454 V8 w/2pc. Rear seal High Performance Series	1.000	7/16-20	FWBGM01HD	75	102
90° V6 & 265-454 V8 w/2pc. Rear seal	1.000	7/16-20	FWBGM01XHD	85	115
90° V6 & 305-502 V8 w/1pc. Rear seal	1.000	7/16-20	FWBGM10HD	85	115
Gen III/LS Series small block	.880	M11 x 1.5	FWBGM03HD	85	115
V8 with Tilton Flywheel - uses 1/2" socket	.875	7/16-20	FWBGM09HD	85	115
6.6L Duramax Diesel	1.600	M16 x 1.5	FWBGM11HD	75	102
<b>Chrysler/Dodge</b>					
SL6, 3.9L V6 & 273-440 V8 w/ 6 bolt crank	.875	7/16-20	FWBDG03HD	75	102

## FLYWHEEL BOLT KITS

Application	UHL	Thread Size	ACS Part No.	Torque Ft.Lbs	Torgue Nm
<b>Chrysler/Dodge</b>					
Aftermarket 383-440 V8 & 426 Hemi w/ 8 bolt crank	.875	1/2-20	FWBDG02HD	90	122
5.7L, 6.1L & 6.4L Hemi V8	1.000	M10 x 1.0	FWBDG05HD	70	95
5.9L, 12V/24V Cummins diesel (2004 & earlier)	1.250	M12 x 1.25	FWBDG01HD	120	163
Viper (8pcs)	1.250	M10	FWBDG04HD	72	98
<b>Ford</b>					
1.8L & 2.0L Duratec	.990	M12 x 1.0	FWBFD20HD	95	129
2.0L (YB Series) Cosworth	1.150	M10 x 1.0	FWBFD06HD	70	95
2.0L Zetec	.900	M11 X 1.0	FWBFD09HD	85	115
2000cc Pinto	1.150	M10 x 1.0	FWBFD22HD	70	95
4.6L & 5.4L Modular V8	1.000	M10 x 1.0	FWBFD26HD	70	95
5.0L Coyote V8	.975	M10 x 1.0	FWBFD25HD	70	95
289-460 V8 - High Performance Series	1.000	7/16-20	FWBGM01HD	75	102
289-460 V8	1.000	7/16-20	FWBGM01XHD	85	115
351 NASCAR V8 - uses 3/4" socket	.925	7/16-20	FWBFD23HD	85	115
V8 from Tilton Flywheel - uses 1/2" socket	.950	7/16-20	FWBFD24HD	85	115
<b>Honda</b>					
1.5L & 1.6L SOHC, D Series (6pcs)	.780	M12 x 1.0	FWBHN01HD	95	129
1.6L, 1.7L, 1.8L & 2.0L DOHC B Series (8pcs)	.890	M12 x 1.0	FWBHN02HD	95	129
<b>Hyundai</b>					
2.0L (G4KF)	1.000	M12 x 1.25	FWBHD06HD	110	149
<b>Jeep</b>					
4.0L Inline 6	.875	1/2-20	FWBJE01HD	100	136
<b>Mitsubishi</b>					
2.0L (4B11) DOHC (2008 & later)	.700	M12 x 1.25	FWBMI01HD	95	129
2.0L (4G63) DOHC (1992 & earlier) (6pcs)	.825	M12 x 1.25	FWBMI03HD	95	129
2.0L (4G63) DOHC (1993-07) (7pcs)	.825	M12 x 1.25	FWBMI02HD	95	129
2.0L (4G63) DOHC (1996-07) EVO 4-9 (7pcs)	.600	M12 x 1.25	FWBMI04HD	95	129
<b>Nissan</b>					
2.0L (SR20DE/DET) 4-cyl	.925	M10 x 1.0	FWBNI06HD	70	95
2.4L (KA24) 4-cyl	1.000	M12 x 1.25	FWBNI49HD	95	129
2.5L (RB25) & 2.6L (RB26) Inline 6	1.180	M12 x 1.25	FWBNI09HD	95	129
<b>Pontiac</b>					
Iron Duke 4 cylinder (12pcs)	.750	7/16-20	FWBBU01HD	85	115
350-455 V8 with washers (6pcs)	1.000	1/2-20	FWBBU02HD	100	136
<b>Porsche</b>					
2.0L-3.0L air cooled (1970-77)	1.000	M12 x 1.25	FWBPR02HD	95	129
3.0L-3.8L air cooled (1978-97)	.770	M10 x 1.25	FWBPR01HD	70	95
<b>Rover</b>					
K Series (6pcs)	.826	M10 x 1.0	FWBLR03HD	70	95
<b>Subaru</b>					
2.0L (FA20)	.925	M10 x 1.0	FWBSU04HD	60	81
<b>Suzuki</b>					
1.6L (M16A) DOHC	.750	M10 x 1.0	FWBSZ02HD	70	95

## FLYWHEEL BOLT KITS

Application	UHL	Thread Size	ACS Part No.	Torque Ft.Lbs	Torgue Nm
<b>Top Fuel</b>					
8740 with washers (200,000 psi)	1.000	1/2-20	FWBTF01HD	125	169
L19 with washers (260,000 psi)	1.000	1/2-20	FWBTF02HD	135	183
<b>Toyota</b>					
1.6L (4AGE) DOHC (8pcs)	1.050	M10 x 1.25	FWBTY04HD	70	95
1.8L (2ZZGE) DOHC	.875	M10 x 1.25	FWBTY05HD	70	95
2.0L (3SGTE) DOHC (8pcs)	1.000	M12 x 1.25	FWBTY03HD	95	129
2.0L (4UGSE)	.925	M10 x 1.0	FWBSU04HD	60	81
2.2L (20R) & 2.4L (22R) (6pcs)	1.040	M11 x 1.25	FWBTY20HD	85	115
2.4L (2AZFE) DOHC (8pcs)	1.000	M12 x 1.25	FWBTY06HD	95	129
<b>Vauxhall/Opel</b>					
2.0L	.985	M10 x 1.25	FWBGM12HD	70	95

## BELLHOUSING BOLT KITS

Application	Thread Size	Stud OAL Bolt UHL	Hex
<b>Chevrolet - Bellhousing to engine block bolt kits</b>			
V6 & V8	3/8-16	1.375	BHBCR01
Gen III/LS Series small block	M10 x 1.5	1.375	BHBGM01
<b>Ford - Bellhousing to engine block bolt kits</b>			
289-302-351W small block - Manual Transmission	7/16-14	1.500/2.250	BHBFD01

If you don't see your vehicle listed or you have an enquiry relating to a listing in the catalogue, please call **1800 CLUTCH** (within Australia) or **+61 8 8300 5000** (international). You can also forward all enquiries to [sales@xtremeclutch.com.au](mailto:sales@xtremeclutch.com.au) Alternatively please visit [www.xtremeclutch.com](http://www.xtremeclutch.com) for further information.



## COMPLETE YOUR TRANSMISSION

The Quicktime bell-housings have been designed for Circuit, Drag, Street and Race applications. Built from high-grade steel, the cone is spun, not rolled or stamped, allowing them to be dimensionally stable and accurate for today's high performance vehicles. They offer proven performance and are the ultimate in bell-housing design.

## XTREME BELLHOUSINGS

Part Number	Make Model	Engine	Gearbox	Notes	Auto Man	Clutch Operation	SFI	Motor Plate (may not be in AS400)	Fork	Bearing	Starter
RM-8030	Ford	Small Block	T56 Ford (Fork at 9:00)	Fork at 9:00 Ford Clutch Fork or Cable Clutch	Manual	Hyd. Bearing	SFI 6.1	RM-8030-C	OE Mech or 5.0 cable fork	Hydraulic	OE
RM-8030	Ford	351C	T56 Ford (Fork at 9:00)	Fork at 9:00 Ford Clutch Fork or Cable Clutch	Manual	Hyd. Bearing	SFI 6.1	RM-8030-C	OE Mech or 5.0 cable fork	Hydraulic	OE
RM-8040-9	Ford	FE Big Block	T56 Ford (Fork at 9:00)	Fork at 9:00 Ford Clutch Fork or Cable Clutch	Manual	Hyd. Bearing	SFI 6.1	RM-8040-9-C	OE Mech or 4.6 cable fork	Hydraulic	OE
RM-6050	Ford	351W	T56 Viper		Manual	Hyd. Bearing / Viper Fork	SFI 6.1	RM-6050-C	OE Mech or 5.0 cable fork	Hydraulic	OE
RM-6066	Ford	351C	TKO 500/600 Chevy		Manual	Ford OE Fork or Cable	SFI 6.1	RM-6065-C	OE Mech or 5.0 cable fork	Hydraulic	OE
RM-8015	Ford	460	TKO 500/600 Chevy	Ford Clutch Fork or Cable Clutch	Manual	Hyd. Bearing	SFI 6.1	RM-8050-C	OE Mech or 4.6 cable fork	Hydraulic	OE
RM-6053	Ford	351C	TKO 500/600 Ford-Standard		Manual	Ford OE Fork or Cable	Not SFI track cert.	RM-6053-C	OE Mech or 5.0 cable fork	Hydraulic	OE
RM-6053	Ford	351W	TKO 500/600 Ford-Standard		Manual	Ford OE Fork or Cable	Not SFI track cert.	RM-6053-C	OE Mech or 5.0 cable fork	Hydraulic	OE
RM-6056-SFI	Ford	FE Big Block	TKO 500/600 Ford-Standard		Manual	Ford OE Fork or Cable	SFI 6.1	RM-6056-SFI-C	OE Mech or 4.6 cable fork	Hydraulic	OE
RM-6080	Ford	5.0L Coyote	TKO 500/600 Ford-Standard		Manual	Ford OE Fork or Cable	Not SFI track cert.	RM-6009	OE Mech or 4.6 cable fork	Hydraulic	OE
RM-6058	Ford	FE Big Block	ZF Transaxle		Manual	Hyd. Bearing Only	Not SFI track cert.	RM-6008	OE Mech or 4.6 cable fork	Hydraulic	OE
RM-6034	Chevy	LS series	C6 Manual 05-13 Corvette	C6 Corvette 05-08 C6 Corvette	Manual	Hyd. Bearing Only	SFI 6.1	RM-6034-C		Hydraulic	OE
RM-6015	Chevy	Big Block	Jerico		Manual	Hyd. Bearing Only	Tested but not SFI track certified	RM-6010-C		Hydraulic	OE
RM-6036	Chevy	LS series	Jerico		Manual	Std LH Fork or Hyd. Bearing	SFI 6.1	RM-6034-C		Hydraulic	OE
RM-8023	Chevy	5L Holden	T56 LS1 Starter on Left Side	Full Eng Plate/Grade 8 Inc/ Starter Pocket on Left Side	Manual	Hyd. Bearing	6.1			Hydraulic	OE
RM-6023	Chevy	Big Block	T56 Magnum	Chevy version of T56 Magnum	Manual	Hyd. Bearing Only	SFI 6.1	RM-6023-C	No fork	Hydraulic	OE
RM-6023	Chevy	Small Block	T56 Magnum	Chevy version of T56 Magnum	Manual	Hyd. Bearing Only	SFI 6.1	RM-6023-C	No fork	Hydraulic	OE
RM-8020	Chevy	LS series	T56 Magnum	LS engines to Chevy LS T56 w/ Hydraulic Bearing	Manual	Hyd. Bearing	SFI 6.1	RM-6034-C		Hydraulic	OE
RM-6015	Chevy	Small Block	TKO 500/600 Chevy		Manual	Hyd. Bearing Only	Tested but not SFI track certified	RM-6010-C		Hydraulic	OE
RM-6036	Chevy	LS series	TKO 500/600 Chevy		Manual	Std LH Fork or Hyd. Bearing	SFI 6.1	RM-6034-C		Hydraulic	OE
RM-6039	Chevy	LS series	ZF Transaxle		Manual	Std LH Fork or Hyd. Bearing	SFI 6.1	RM-6034-C		Hydraulic	OE
RM-6057-SFI	Ford	FE Big Block	Ford Top-loader		Manual	Ford OE Fork or Cable	SFI 6.1	RM-6056-SFI-C	OE Mech or 4.6 cable fork	Hydraulic	OE
RM-6063	Ford	351W	Ford Top-loader		Manual	Ford OE Fork or Cable	SFI 6.1	RM-6065-C	OE Mech or 5.0 cable fork	Hydraulic	OE
RM-8011	Ford	460	Ford Top-loader	Universal Mechanical Pull Cable or Hydraulic	Manual	N/A	Passes Testing	RM-8005	OE Mech or 4.6 cable fork	Hydraulic	OE
RM-6053	Ford	351C	T5 Mustang		Manual	Ford OE Fork or Cable	Not SFI track cert.	RM-6053-C	OE Mech or 5.0 cable fork	Hydraulic	OE
RM-6065	Ford	351W	T5 Mustang		Manual	Ford OE Fork or Cable	SFI 6.1	RM-6065-C	OE Mech or 5.0 cable fork	Hydraulic	OE
RM-6050	Ford	Small Block	T56 Chevy LS1		Manual	Hyd. Bearing / Viper Fork	SFI 6.1	RM-6050-C	OE Mech or 5.0 cable fork TBC	Hydraulic	OE
RM-6054	Ford	FE Big Block	T56 Chevy LS1		Manual	Hyd. Bearing or Viper Fork	SFI 6.1	RM-6056-SFI-C	OE Mech or 4.6 cable fork	Hydraulic	OE
RM-8031	Ford	Small Block	T56 Ford (Fork at 7:00)	Ford Clutch Fork or Cable Clutch	Manual	Hyd. Bearing / Viper Fork	SFI 6.1	RM-8031-C	OE Mech or 5.0 cable fork	Hydraulic	OE
RM-8031	Ford	351C	T56 Ford (Fork at 7:00)	Ford Clutch Fork or Cable Clutch	Manual	Hyd. Bearing / Viper Fork	SFI 6.1	RM-8031-C	OE Mech or 5.0 cable fork	Hydraulic	OE
RM-8040-7	Ford	FE Big Block	T56 Ford (Fork at 7:00)	T56 Ford (Fork at 7:00)	Manual	Hyd. Bearing / Viper Fork	SFI 6.1	RM-8040-7-C	OE Mech or 4.6 cable fork	Hydraulic	OE
RM-4098	Ford	BA/BF/FG	C4 Ford	6 Cyl to Ford Falcon to C4	Auto		NR	NR			RM-4098
RM-4099	Ford	BA/BF/FG	Reid Powerglide	6 Cyl to Ford Falcon to Powerglide/Reid Housing	Auto		NR	NR			RM-4099
RM-4099	Ford	BA/BF/FG	Dedenbear Powerglide	6 Cyl to Ford Falcon to Powerglide/Reid Housing	Auto	NR		NR			
RM-5000	Ford	BA/BF/FG	TR3550	6 Cyl Ford Falcon to TKO 500/600 TR 3550, Mustang	Manual			N/A			RM-5000
RM-5000	Ford	BA/BF/FG	TKO 500/600 Ford-Standard	6 Cyl Ford Falcon to TKO 500/600 TR 3550, Mustang	Manual			N/A			RM-5000
RM-5000	Ford	BA/BF/FG	T5 Mustang	6 Cyl Ford Falcon to TKO 500/600 TR 3550, Mustang	Manual			N/A			RM-5000
RM-5000	Ford	BA/BF/FG	TKO 500/600	6 Cyl Ford Falcon to TKO 500/600 TR 3550, Mustang	Manual			N/A			RM-5000
RM-4094	Mazda	13B	G-Force	Full Engine Plate and Grade 8 Fasteners Included	Manual	Hyd. Bearing	SFI 6.1			Hydraulic	OE
RM-4091	Mazda	13B	T56 Chevy LS1	Full Engine Plate and Grade 8 Bolt Fasteners Included	Manual	Hyd. Bearing	SFI 6.1			Hydraulic	OE
RM-7010	Nissan	RB	TKO 500/600 Ford-Standard	Full Engine Plate and Grade 8 Fasteners Included	Manual	Hyd. Bearing	SFI 6.1			Hydraulic	OE
RM-4030	Toyota	2JZ	T56 LS1 Magnum		Manual	Hyd. Bearing Only	SFI 6.1	RM-4030-C		Hydraulic	OE



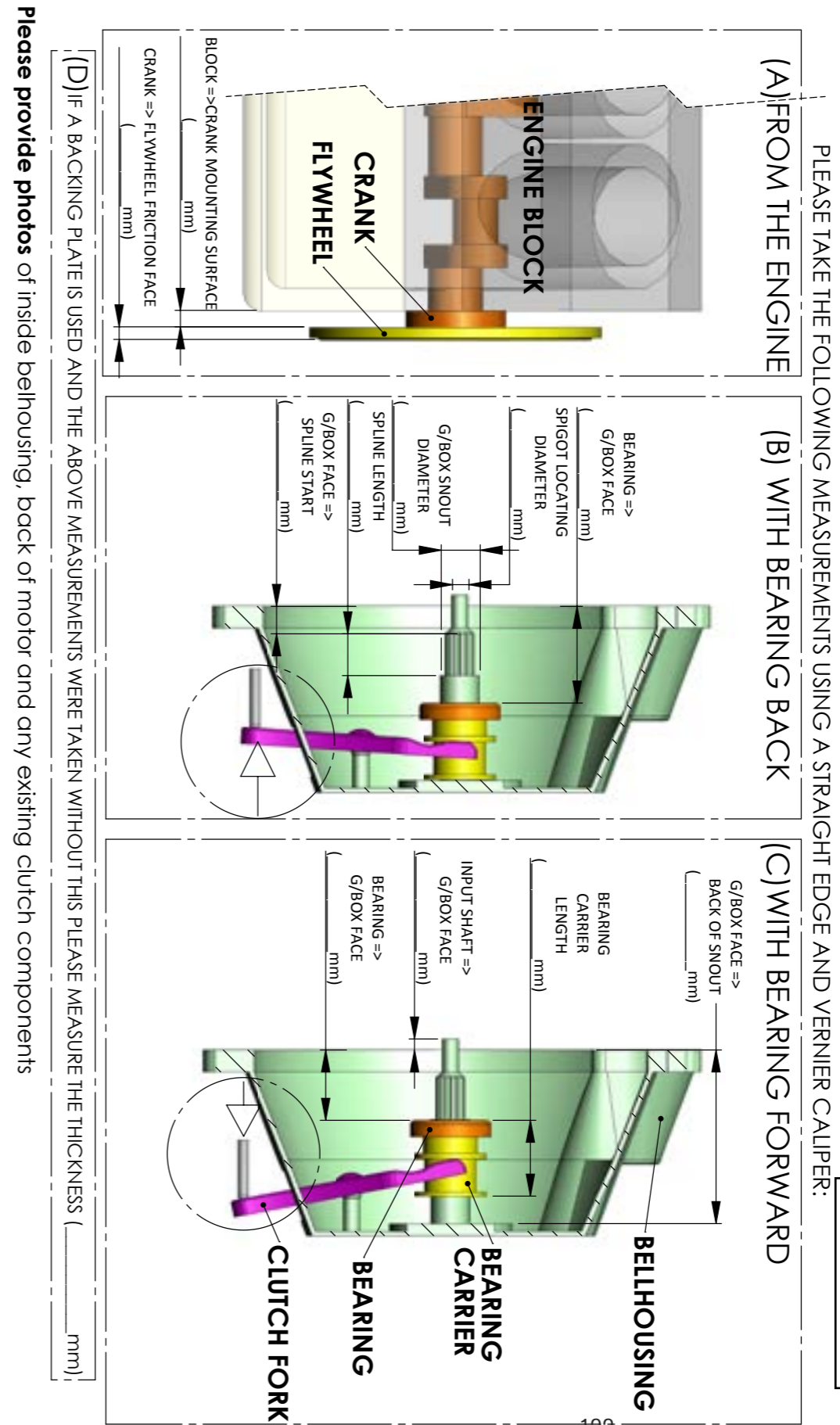
Whether it be for a race car or a special street ride, custom clutch kits are a vital component of any vehicle that has a different engine or gearbox than what the manufacturer intended.

Xtreme Clutch can design, engineer and manufacturer a wide range of clutch kits and components to suit vehicles with engine or gearbox conversions. Using CAD software, our engineers can design a clutch kit to suit your specific requirements. Our state of the art workshop and a strict and detailed development process ensure performance and reliability in any application.

In some cases a gearbox dimension sheet may be required (see next page). This sheet, along with pictures of the inside of the bellhousing will help our engineers to provide the ultimate solution for your vehicle.



## GEARBOX DRAWINGS




## CLUTCH & FLYWHEEL SETUP SHEET

NAME	WHOLESALE (if applicable)	VEHICLE OWNER/ MECHANIC
PHONE NUMBER		
EMAIL		

## PLEASE PHOTOCOPY

VEHICLE	
ENGINE	
HP/TORQUE	
GEARBOX	
SPLINE	
PRIMARY USE	Street /Circuit/ Drag/ Drift



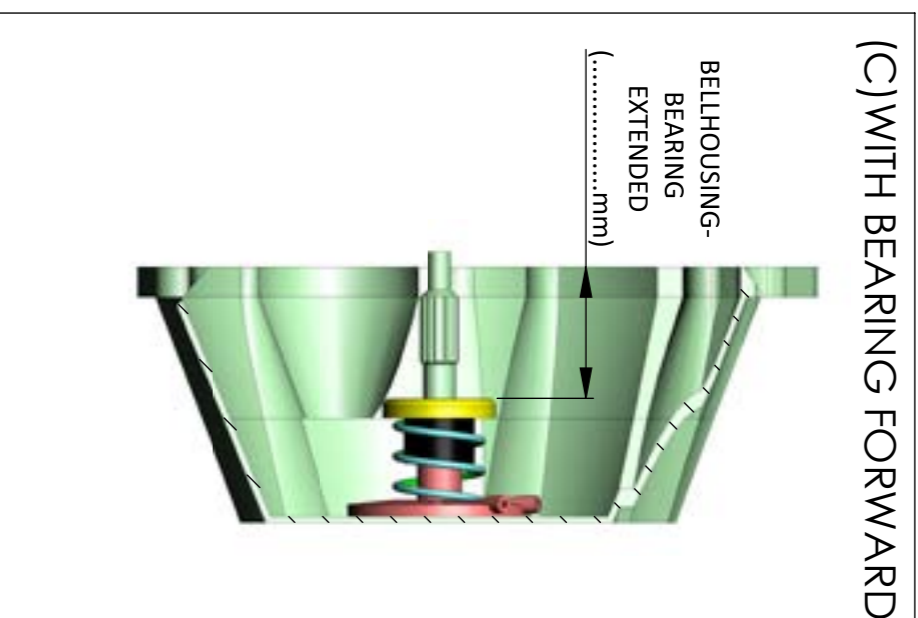
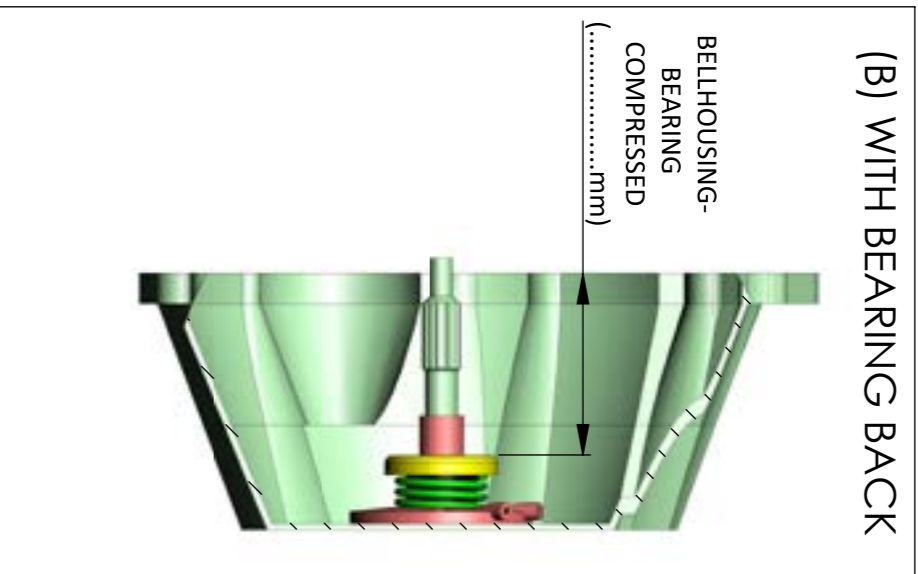
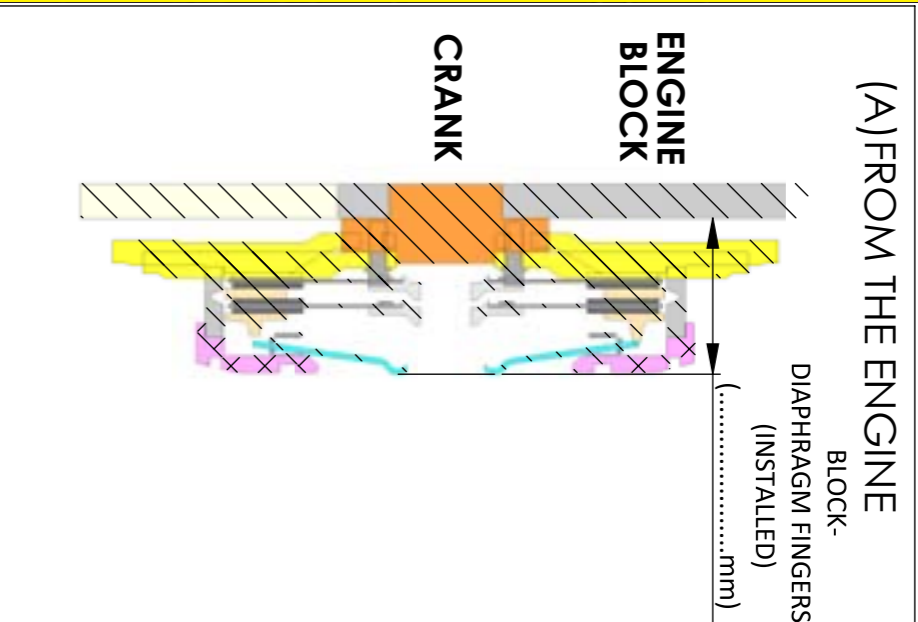
For a video explanation of the gearbox dimensions, please scan the QR code

**CONCENTRIC SLAVE CYLINDER PLEASE PHOTOCOPY  
INSTALLATION GUIDE - ROAD GOING APPLICATIONS**

For a video explanation of the gearbox dimensions, please scan the QR code



+61 8 8300 5000



**Wear In Fingers = B - A = ..... ≥ 5mm**

**Clutch Release Travel = A - C = ..... ≥ 10mm**

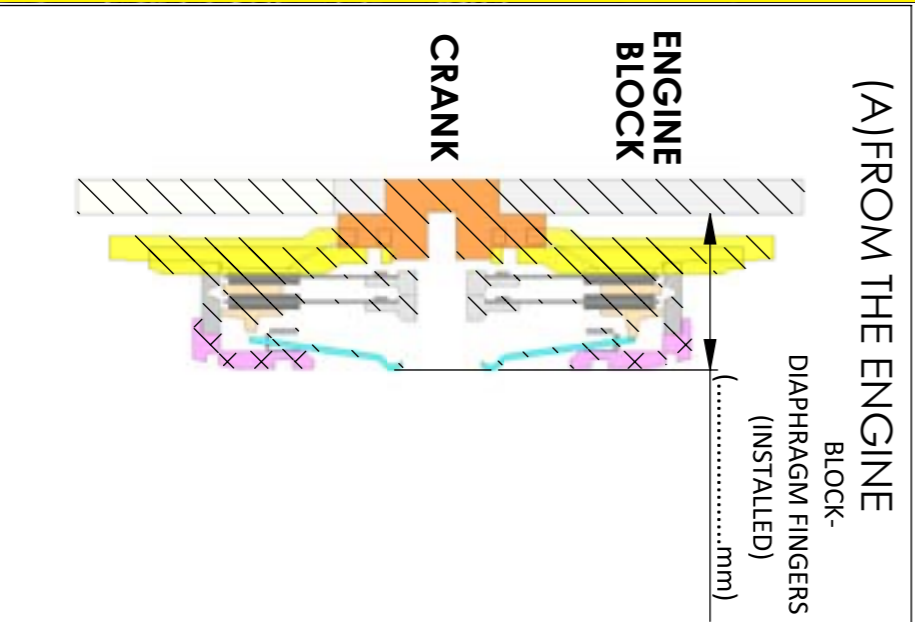
Please provide photos of inside bellhousing, back of motor and any existing clutch components

**CONCENTRIC SLAVE CYLINDER PLEASE PHOTOCOPY  
INSTALLATION GUIDE - RACING APPLICATIONS**

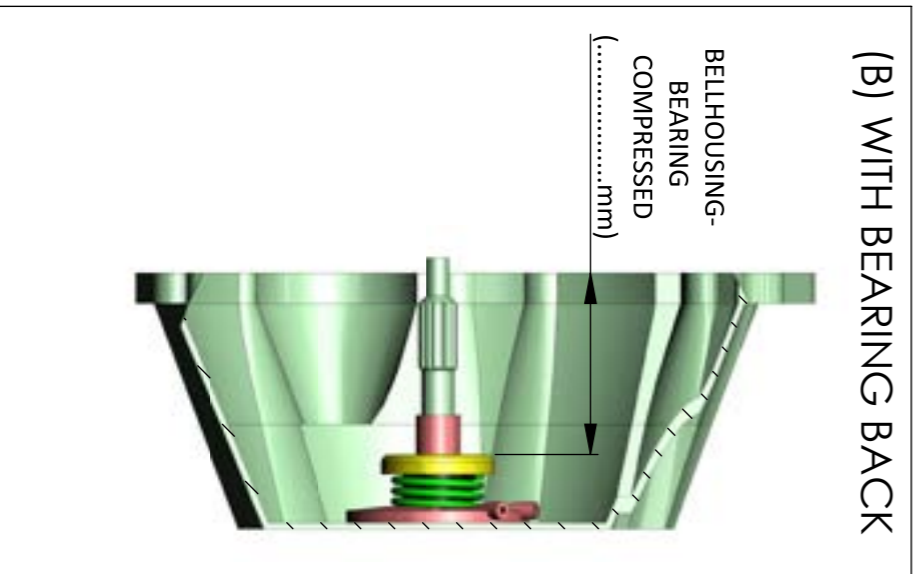
For a video explanation of the gearbox dimensions, please scan the QR code



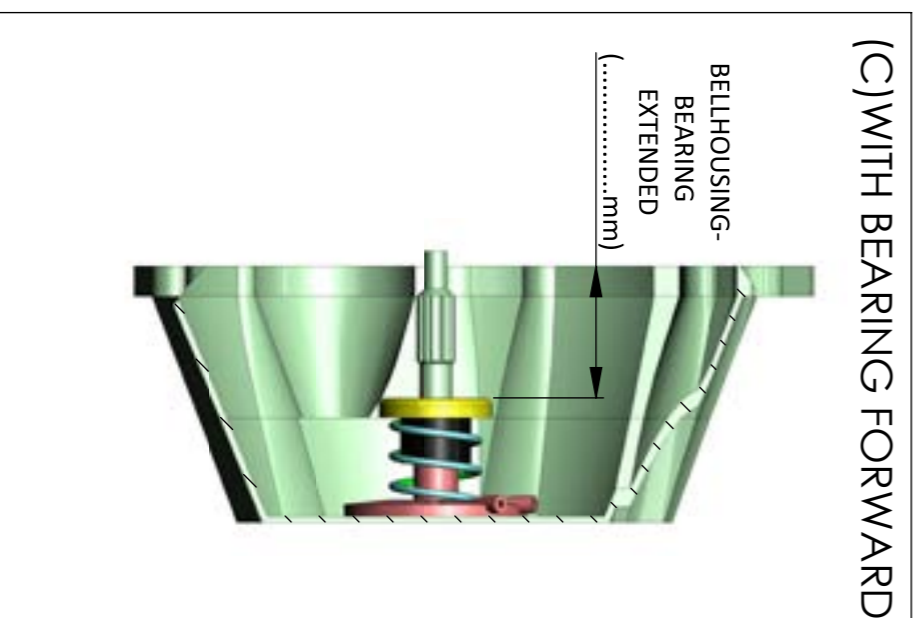
(A) FROM THE ENGINE



(B) WITH BEARING BACK



(C) WITH BEARING FORWARD



**WEAR In Fingers = B-A = ..... ≥ 4mm**

**CLUTCH RELEASE TRAVEL = A-C = ..... ≥ 8mm**

Please provide photos of inside bellhousing, back of motor and any existing clutch components





**Your Xtreme Clutch Distributor:**